


All in one PC Widescreen Display

Chassis Mount, 46" LCD monitor, 1920 x 1080, 380 nits, i5 Intel Core DH67CF +i5-2400s quad core solution, CCFL backlight of panel +Flex wall mount., 4GB Memory and 250GB HDD. With IR 6 points-touch, Support Linux and Window XP/7/8 and WiFi. PC SWOP Features.

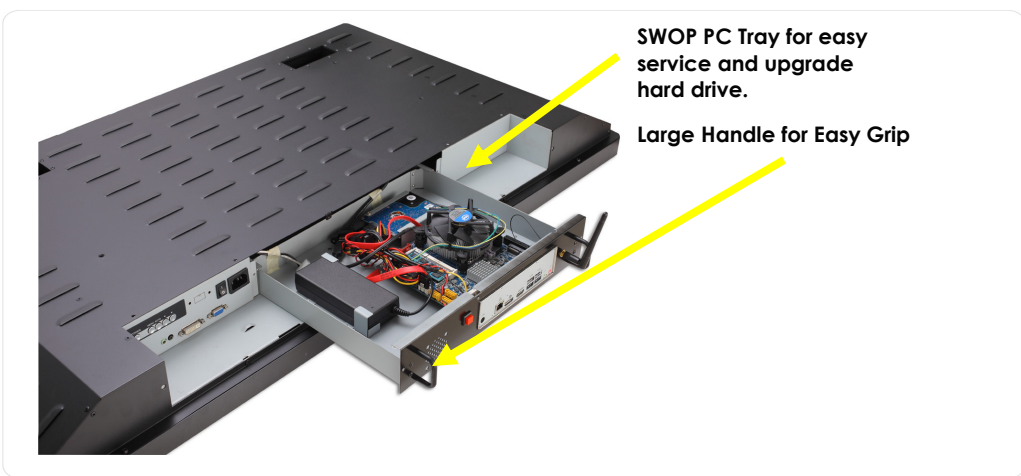

(Model: BCPCW4600HDI5-OT)




FEATURES:



BCPC Series All in one PC with/ without IR 6 Points-Touch Widescreen Display Chassis Mount LCD Monitor (SWOP PC Tray)





Display Specifications – LED PANEL

Active Screen Size	46" (16:9)
Display Area(mm)	1018.08(H) x 572.67(V)
Number of Pixels	1920 x 1080
Contrast Ratio	4000 : 1
Colors	16.7M
Brightness(cd/m ²)	320 up to 400
View Angle	R/L178° x U/D178°
Response Time	6.5 ms
Backlight Life Time	50,000/hr

Power


Power Input	100V~240V AC 50/60Hz
Total Power Consumption	130 W

Mechanical Specifications

Operating Temp.	0°~35°C
Relative Humidity	20~80% RH
Storage Temp.	-20°~55°C
Dimensions(mm)	1126(L)x680(W)x137(D)
Mounting(LxW/mm)	600(L)x200(W)

Accessories

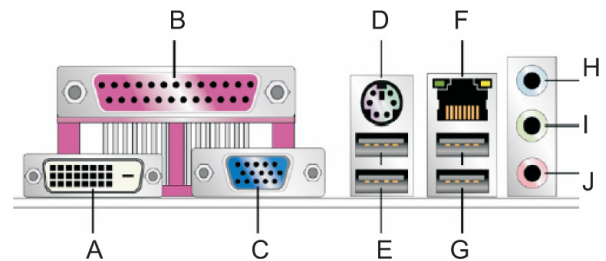
CD x 1
Power Core x 1
Wall mount x 1
Remote Control x 1
I/O Cover x 1



System Specifications

CHIPSET	Intel DH67CF
CPU	With in i5-2400s
DRAM	2G up to 4G
Storage	Space for 2.5" HDD x 1
Expansion	PCI slot x 1 , Mini PCI slot x 1
Fanless / Fan	Fanless
Touch Screen	IR 6 points-touch (option)
Wifi / AR glass	(option)

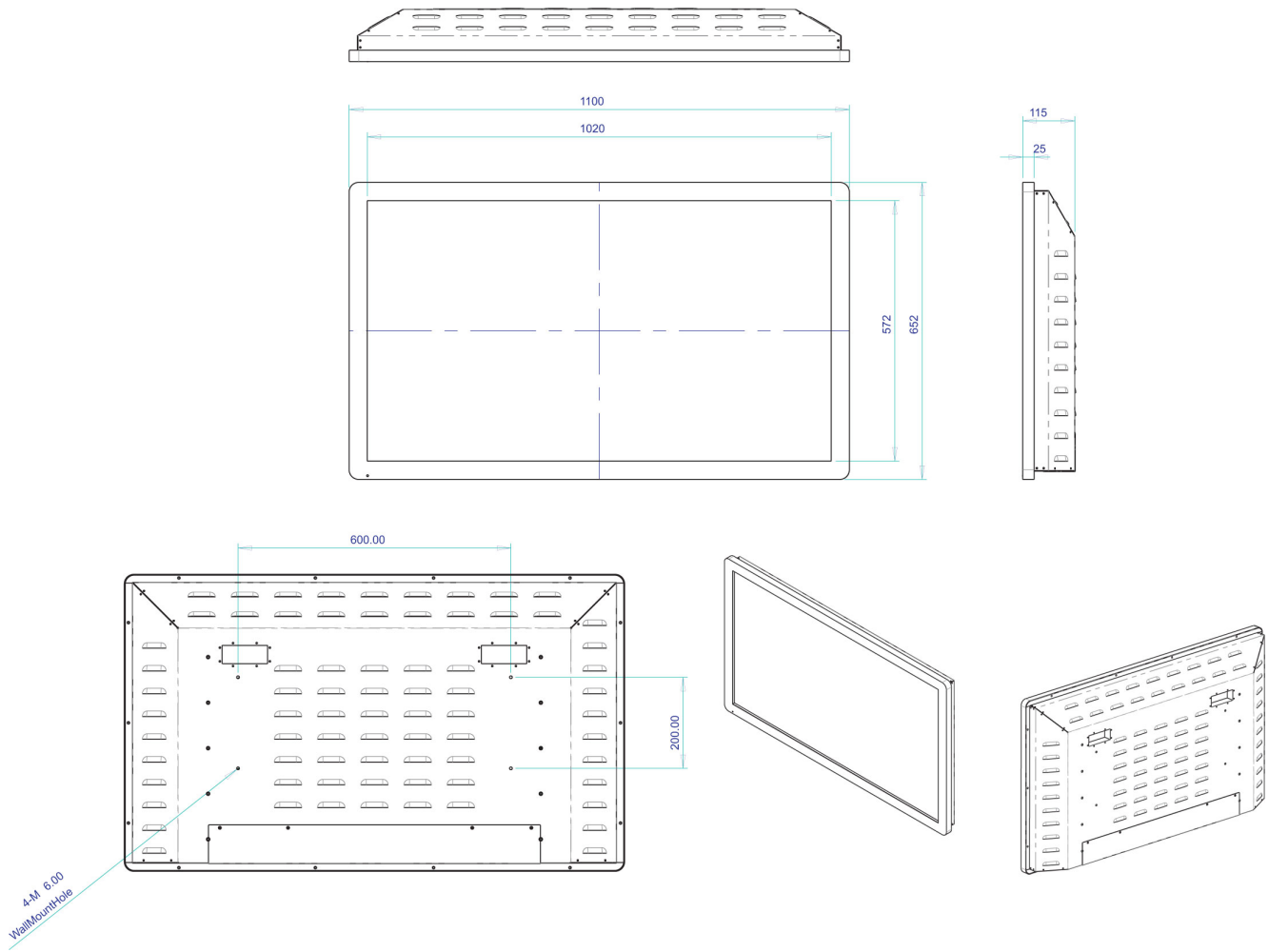
I/O Ports



- A - DVI-D port
- B - Parallel port
- C - VGA port
- D - PS/2 keyboard/mouse port
- E - USB ports
- F - LAN port
- G - USB ports
- H - Line in
- I - Line out
- J - Mic in



Mechanical Drawings



Included Low Profile Wallmount Bracket

