

DigiView 1U Single Rail Rackmount LCD KVM Consoles offer industrial grade solution to optimize your rack space utilization by controlling your systems in just 1RU. With the unique modularized and Scalable design, easily integrate more than 14 models of KVM switches with different functions and expand the connections up to 8 levels of the KVM switches.



Model: DKP117-Fe

1U Rackmount 17" LCD Keyboard Combo USB/PS2 KVM Switch (D-sub15)

Features:

Separate Single rail design. Easy to install by one Person.

1U 17" LCD Bright TFT Monitor Display

LCD Auto Shut off when it is in Closed Position

OSD function for LCD display and KVM switch

Durable Touch Pad keyboard

LCD Panel protected by tempered glass

Front Key Lock for more security

LCD Keyboard Slides with locking mechanism

DC power, DVI (optional)

Sun keys and Cherry Keyboard (optional)


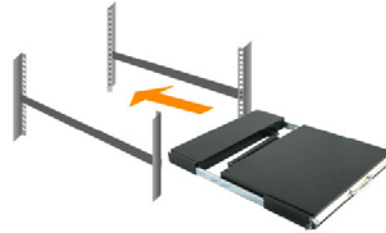
- With fully modular scalable KVM easily to convert single console to 8/16 Combo

Free USB/ PS2 KVM or 8/16/32 CAT5 KVM and with additional optional of KVM over

IP and 2 Consoles via CAT5 Extenders.



Fix the slider rackmount bracket to cabinet rail, then slide the unit into the bracket.



Detachable Modular Rear KVM Box

Scalable KVM

With the modular KVM, you can easily turn single port console into

- 8/16 Combo USB/PS2 Free KVM or

- 8 /16/32 ports CAT5 KVM Consoles,

- Optional with KVM over IP Module and CAT5 Extenders 2 Consoles

Easy to maintain: Once the defective comes from the KVM switch, you can just swap the KVM switch module without sending the whole console back.

LCD Specifications:

	15 inches	17 inches	19 inches	20.1 inches
Panel Type	Active Matrix TFT LCD			
Resolution	max. 1024 x 768 (XGA)	max. 1280 x 1024 (SXGA)	max. 1280 x 1024 (SXGA)	max. 1600 x 1200 (UXGA)
Capabilities				
Pixel Pitch	0.297 mm x 0.297 mm	0.264 mm x 0.264 mm	0.098 mm x 0.294 mm	0.255 mm x 0.255 mm
Viewing Angle (CR>10)	Right-Left view 130 ° (Typ) Up-Down View 100 ° (Typ)	Right-Left view 60-70 ° (Typ) Up-Down View 45-60 ° (Typ)	Right-Left view 140 ° (Typ) Up-Down View 140 ° (Typ)	Right-Left view 85 ° (Typ) Up-Down View 85 ° (Typ)
Contrast Ratio	400 : 1	450 : 1	500 : 1	1000 : 1
Brightness	250 cd/m 2	250 cd/m 2	250 cd/m 2	300 cd/m 2
Back Light	Dual Lamps	Four Lamps	Four Lamps	Six Lamps
Supported Colors	16.7M Colors (8-bit with FRC)	16.7M Colors (8-bit with FRC)	16.7M Colors (8-bit with FRC)	16.7M Colors (8-bit with FRC)
Response Time	Rising Time 5 ms Decay Time 11 ms	Rising Time 2 ms Decay Time 14 ms	Rising Time 2 ms Decay Time 10 ms	Rising Time 15 ms Decay Time 7 ms
Power Consumption	16 W, 10.41 W for Panel	25 W, 19.05 W for Panel	25 W, 21.05 W for Panel	50 W, 45 W for Panel
Power Source	100 - 240 VAC input			
Sync	45 - 80 KHz			
PC Ports	1			
Keyboard Mouse	106 key PS/2 keyboard with touch pad			
Multi Platform	Support PS/2 and USB			
Temperature	Operate 0 - 50 ° C / 32 - 122 F, Storage -20 - 60 ° C / -4 - 140 F			
Humidity	10% - 90% RH			
Chassis Construction	Heavy duty steel materials			
Operating System	Dos, Windows (3.1, 9x, 2000, NT4, ME, XP, 2003 Server) Linux, Novell 3.12-6, HP UX, SUN			
Keyboard Language Option	UK, German, French, Spanish, Italian, Portuguese, Dutch, Swiss, Belgium, Swedish, Norwegian, Danish, Japanese, Mandarin, Russian, Hebrew			
Certification	CE / FCC, UL / CUL / C-Tick, GOST			

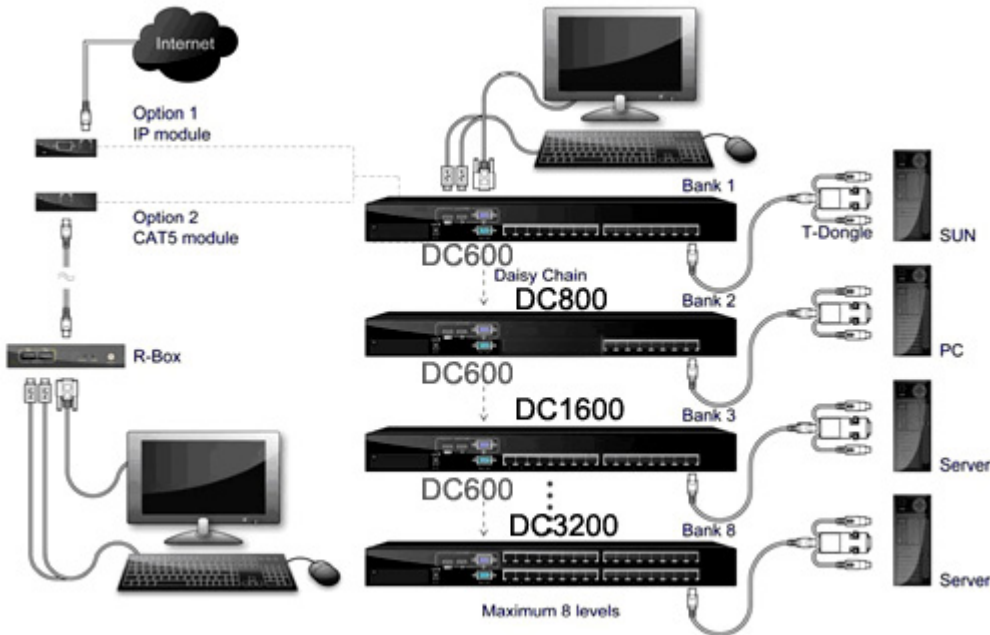
KVM Switch Specifications:

KVM Switch	CAT 5 KVM Switch	Cat 5 KVM Switch with IP as second console	Cat 5 KVM Switch with CAT5 as second console
PC Port Connector (All Female Types)	RJ-45	RJ-45	RJ-45
PC Ports	16 / 32	16 / 32	16 / 32
Max. Distance (KVM switch -- Host)	133 feet (40 m)	133 feet (40 m)	133 feet (40 m)
Video Resolution (Local Console)	1920 x 1440	1920 x 1440	1920 x 1440
Video Resolution (Remote Console)		1280 x 1024	1600 x 1200 for 500 feet , 1024 x 768 for 1000 feet
Console Ports	1 (One Local) 2 (option for IP or CAT5)	1 (One Local) 1 IP-Based Remote Console	1 (One Local) 1 CAT5-Based Remote Console
Daisy Chain Port	Support Daisy Chaining with both Bus (8-layer) and Tree (2-layer) topologies. Connector DB15 (Female Type)	Support Daisy Chaining with both Bus (8-layer) and Tree (2-layer) topologies. Connector DB15 (Female Type)	Support Daisy Chaining with both Bus (8-layer) and Tree (2-layer) topologies. Connector DB15 (Female Type)
Remote Console	Option for IP or CAT5	RJ-45 8P8C for 10/100M Ethernet remote IP console	RJ-45 Connector CAT5 console up to 1000 feet away from KVM switch with superior auto-adjust RGB gain/delay control capability
Max. PC Connection	144 / 160		
CAT5 Combo Dongle	3-to-1 CAT5 combo transmitter dongle. Combine three cables (keyboard, mouse and VGA) into one CAT5 cable before connecting to KVM switch. Support PS/2 and USB cable in the same dongle.		
Keyboard / Mouse	PS/2 or USB		
Power	DC Power adapter : 12V, 2.5A		
PC selection	On Screen Display (OSD) Menu, Hot Key, Push Button		
Security	Provide ACL (Access Control List) security function, store up to 8 independent controllable PC lists		
Multilingual OSD (On Screen Display) control	8 languages (English, France, German, Spanish, Italian, Russian, Japanese, Chinese)		
Auto-Scan Intervals	5 - 99 Sec.		
Operation Temperature	0 - 50 ° C		
Storage Temperature	-20 - 60 ° C		
Humidity	0 - 80 %, Non-Condensing		

With the CAT5-based remote console port you can remotely control servers and computers 1000 feet away. In other words, you can locate your monitor, keyboard and mouse up to 1000 feet away from the KVM switch. The built-in CAT5 transmitter synthesizes VGA monitor and keyboard/mouse signals, and transmit the signals to the remote CAT5 receiver over the popular LAN CAT5 cable.

With the IP-based remote console port you can control one or many computers locally at the server site or remotely via the Internet using a standard browser. You can securely gain BIOS level access to systems for maintenance, support, or failure recovery over the Internet. Communication is secure via SSL encryption.

Diagram:



Model Name	DigiView 15"	DigiView 17"	DigiView 19"	DigiView 20"
Depth of Console without detachable KVM Switch	18.5"	18.5"	20.5"	26.1"
Adaptable Cabinet depth	19.9" ~ 39.4"	19.9" ~ 39.4"	21.8" ~ 39.4"	27.7" ~ 43.3"
Depth of Console with detachable KVM Switch	25.5"	25.5"	27.5"	33.1"
Adaptable Cabinet depth	24.2" ~ 39.4"	24.2" ~ 39.4"	26.2" ~ 39.4"	34.8" ~ 43.3"



i-Tech Company LLC

TOLL FREE: (888) 483-2418 • EMAIL: info@i-techcompany.com • WEB: www.iTechLCD.com

Mechanical Drawing:

17" LCD

