



**Model: 2620L**

# 2620L 26" LCD Desktop/Wall-Mount Touchmonitor

The ELO 2620L is designed for applications that require a large viewing area, such as interactive digital signage, airport terminals, and retail POS environments. The high grade, black mirror finish gives a sleek, futuristic appearance. For added convenience, the ELO 2620L can be mounted in portrait mode.

## Features

- Available with IntelliTouch Surface Wave Technology and dual serial/USB interface
- High quality panel with 170°x170° viewing angle
- Analog TV tuner
- Commercial grade metal cabinet
- Desktop base can be removed or reversed for wall mounting option
- VESA mounting option
- Sealed touch screen

Specifications	Part I
Model	2620L
Series	5000
Availability	Worldwide (In EU/Asia, available on a project basis only)
Case/bezel color	Black with high grade mirror finish
Display	Size : 26" diagonal Type : XGA wide mode Aspect ratio : 16 x 9
Useful screen area	Horizontal : 22.7" (576.5 mm) Vertical : 12.8" (325.1 mm)
Monitor dimensions (with base)	Width : 26.49" (673 mm) Height : 21.33" (542 mm) Depth : 3.38" (86 mm)
Optimal (native) resolution	PC : 1024 x 768 TV : 1366 x 768
Colors	16.7 million with dithering
Brightness	LCD panel : 500 cd/m <sup>2</sup> (typical) <b>with IntelliTouch</b> : 450 cd/m <sup>2</sup> (typical)
Response time	18 msec (typical)
Viewing angle (typical)	Horizontal : 170° total Vertical : 170° total
Contrast ratio	800:1 (typical)
Input connectors	Composite x 2/AV-audio x 2 S-Video x 2/S-audio x 2 Component x 2/Component-audio x 2 Cable/Air TV tuner x 1 D-Sub x 1/PC-audio x 1 HDMI x 1 (optional) D4 x 1 (optional)
Output connectors	Composite x 1 Earphones x 1 Audio connectors (left speaker, right speaker, subwoofer)



**Toll Free: 1-888-itech-18 Fax: 1-510-372-2736 E-mail: infor@i-techcompany.com**

www.i-techcompany.com www.i-techcompany.com www.i-techcompany.com www.i-techcompany.com



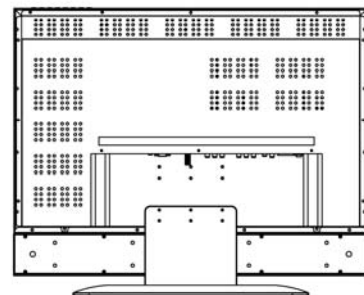
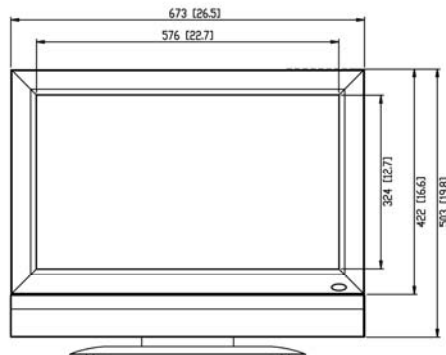
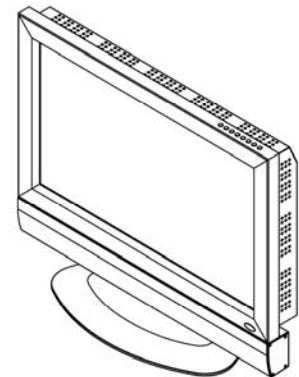
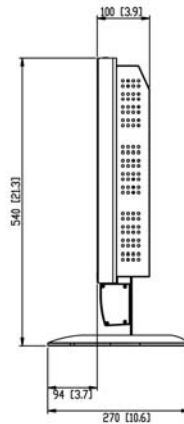
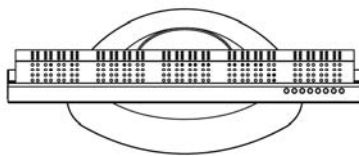
**Model: 2620L**

# 2620L 26" LCD Desktop/Wall-Mount Touchmonitor

Specifications	Part II
<b>Model</b>	2620L
<b>Sync range</b>	Vertical : 60 ?75 Hz
<b>Power supply</b>	Type : Internal Monitor (input) voltage : AC 90?260V; 50/60 Hz ± 3 Hz
<b>Power consumption</b>	On : Less than 200 W
<b>Temperature</b>	Operating : max 50°C Storage : -20°C to 60°C
<b>Humidity</b>	Operating : 10%-90% RH Storage : 10%-90% RH
<b>Weight (approx.)</b>	Actual : 30.42 lb (13.8 kg) Monitor with stand : 40.56 lb (18.4 kg) Shipping box dimensions
<b>Warranty</b>	Monitor : 3 years Backlight lamp life : 50,000 hours MTBF : 50,000 hours
<b>Agency approvals</b>	The approved monitor is not submitted for re-certification after touch modification.
<b>Speakers</b>	10 W x 2
<b>On-screen display (OSD)</b>	OSD with infrared remote control
<b>Mounting options</b>	75/100 mm VESA mount Wall mounting solutions available via third party purchase Removable base

## Accessories

IntelliTouch Stylus Pen :  
Stylus pen with rubber tip,  
designed specifically for  
use with IntelliTouch  
surface wave touch  
technology.



**Toll Free: 1-888-itech-18 Fax: 1-510-372-2736 E-mail: infor@i-techcompany.com**