

Military Rugged High Def Display

21.5" High Definition Panoramic Display



Model: EMPKW2150

The EMPKW2150 is iTech's 21.5" display offering significant benefits with respect to dimensions, ruggedization and video quality. The 21HDW combines unmatched mechanical integrity with exceptionally low weight to provide a unique, rugged display solution, especially for applications where space and weight are critical.

The EMPKW2150 features a 21.5" Active Matrix Liquid Crystal Display 1920 x 1080 offering excellent performance in terms of brightness, crispness, contrast and viewing angle. The bezel and mounting can be customized to address virtually any mounting need in any application. Additionally, the EMPKW2150 combines this high level of performance and versatility with a very competitive price/performance value.

iTech's displays have been designed and qualified for application in the most hostile environments. iTech's rugged displays are well suited for specific naval combat, army and airborne applications.

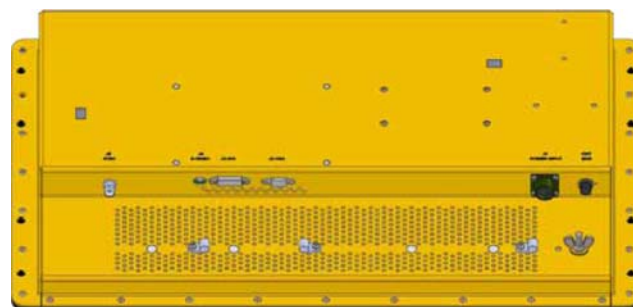
Features

- **21.5" Color Active Matrix Liquid Crystal Display**
- **High Resolution 1920 x 1080**
- **Designed and Built to Military Standards**
- **VGA, DVI-D, Composite Video**
- **Wide Viewing Angle ± 178 Degrees**

TECHNICAL SPECIFICATIONS	
Active Display Area	21.5" TFT Active Matrix LCD
Display Resolution	1920 x 1080
LCD Technology	LED Backlighting
Input Interface	VGA (HD15) DVI-D, Composite Video
Brightness	250 cd/m ² (Minimum)
Viewing Angle	± 178 Degrees All Directions (Typical)
Contrast Ratio	1000:1 (Typical)
Display Colors	16M
Power Supply	115 VAC (-48 VDC option); 104 Watts (Typical)
User Controls	Brightness/Dim, Power, Menu, Curser Up/Down/Left/Right

RIGOROUS MILITARY SPECIFICATIONS	
MIL-STD-167-1, Type 1	Vibration
MIL-STD-810	Environmental
MIL-STD-901D Grade A, Class I, Type A	Shock
MIL-STD-461E	EMI/EMC

ENVIRONMENTAL SPECIFICATIONS	
IP Rating	IP65 Drip Proof
Operating Temperature	0°C to 60°C
Storage Temperature	-20°C to +65°C
Humidity	10 to 90% @ RH Non-condensing




BACK ISOMETRIC

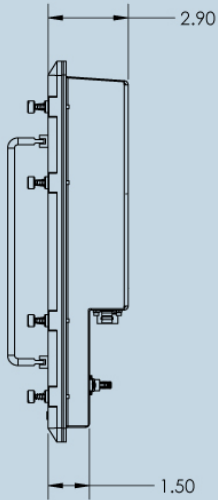
DIMENSIONS	INCHES	MILLIMETERS
Height	13.80"	351 mm
Width	23.00"	584 mm
Depth	2.90"	74 mm
Weight	20 lbs	9 kg




Mechanical



FRONT



SIDE



BOTTOM