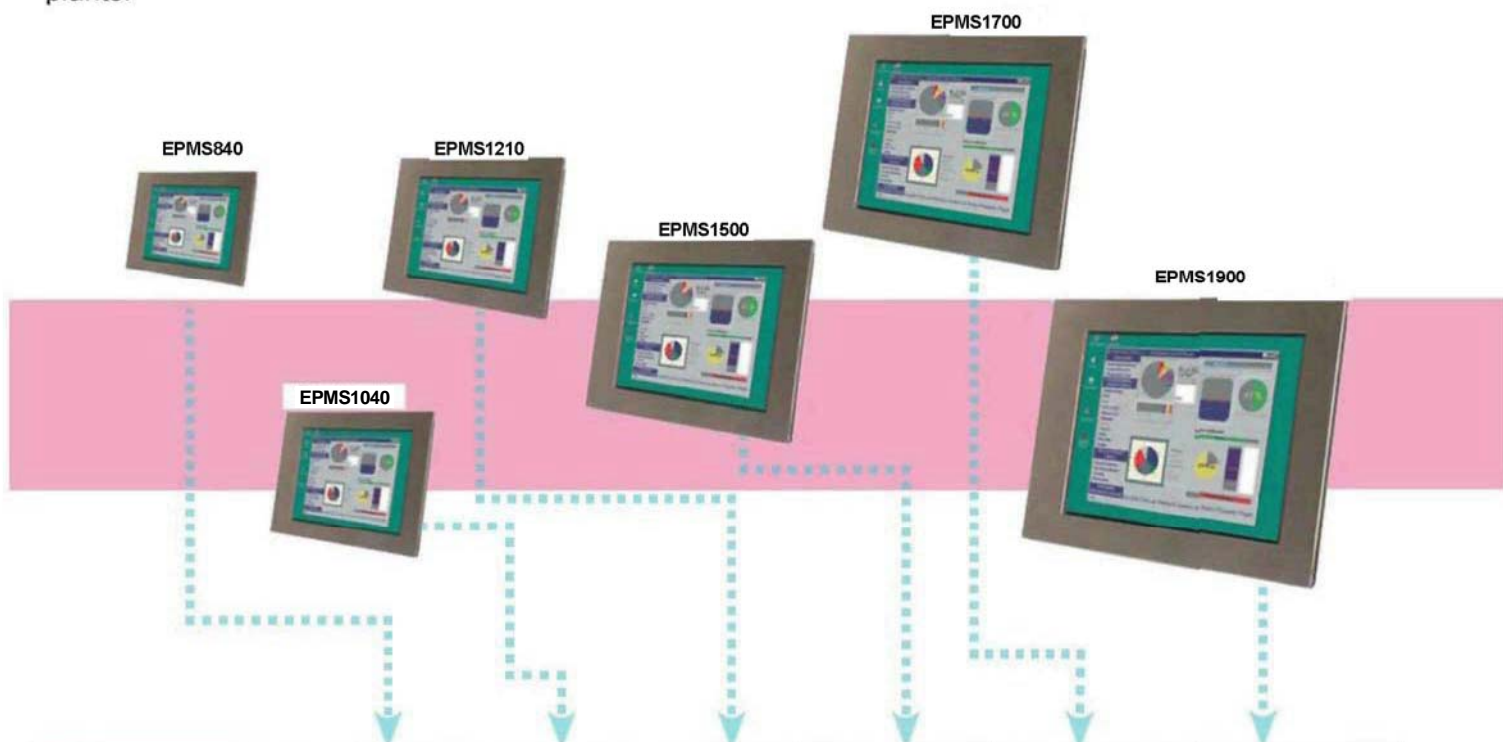


Stainless Steel Monitor Selection Guide



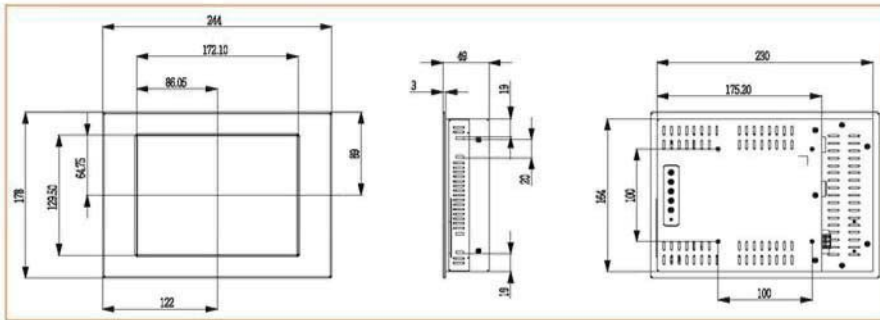
Best solution for food, chemical and pharmaceutical industries

Stainless steel can resist corrosion in most acids, alkaline solutions, and chlorine bearing environments, properties which are utilized in process plants. In addition, the easy cleaning ability makes it the first choice for strict hygiene conditions, such as hospitals, kitchens, abattoirs and other food processing plants.

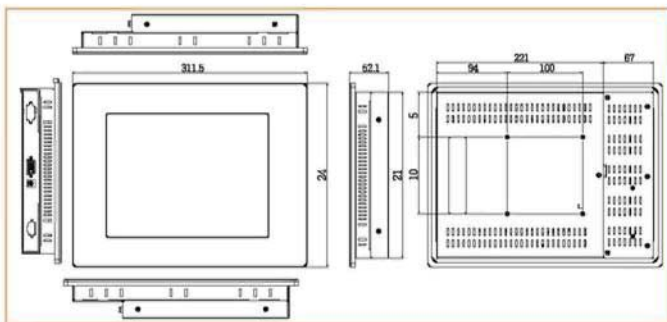


Model	EPMS840	EPMS1040	EPMS1210	EPMS1500	EPMS1700	EPMS1900
LCD Size	8.4" TFT	10.4" TFT	12.1" TFT	15" TFT	17" TFT	19" TFT
Input Interface	Analog VGA			Analog VGA + DVI-D		
Max Resolution	800 x 600	800 x 600	800 x 600	1024 x 768	1280 x 1024	1280 x 1024
Brightness (cd/m ²)	220 / 450	230 / 400	400	350	300	300
Contrast	500 : 1	500 : 1	500:1	400:1	500:1	700:1
LCD Color	262K	262K	262K	262K	16.2M	16.2M
Pixel Pitch (mm)	0.213	0.264	0.3075	0.297	0.264	0.294
Front Frame	Stainless Steel					
Chassis	Heavy-Duty Steel					
View Angle (H/V)	130/110	120/100	120/100	140/110	120/100	140/130
Power Adapter	25W 63000-UP0251E12PL02-RS			45W 63000-UP0451E12P81L-RS		
OSD function	YES					
Mounting	Stand / Panel / Wall / Arm (100x100)					
Back Cover Color	Silver					
Dimension (WxHxD) (mm)	244 x 178 x 49	311.5 x 242 x 52.1	340 x 260 x 58	409.25x 308.25 x 63.2	452 x 356 x 63.2	482.6 x 399.3 x 71.6
Operation Temperature (°C)	0~50°C					
IP Level	IP 65					
N/G Weight	2.3 kg	3.4 kg	4.4 kg	6.6 kg	9.2 kg	10.75 kg

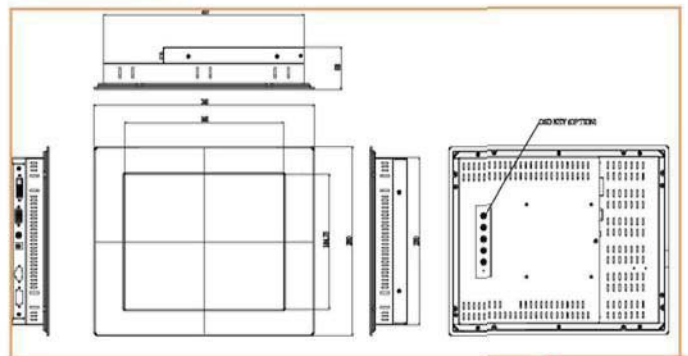
Dimensions



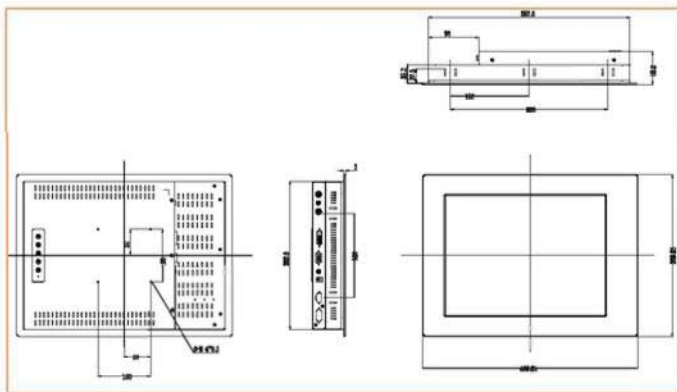
EPMS840



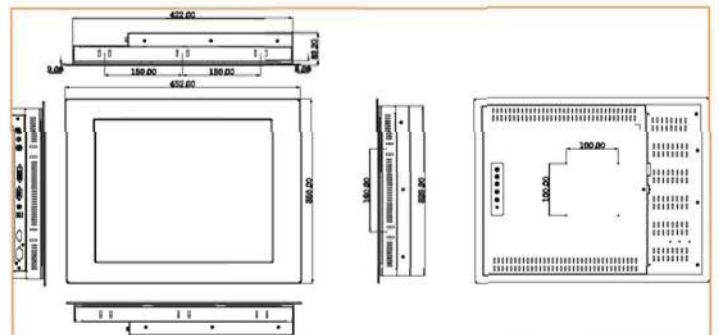
EPMS1040



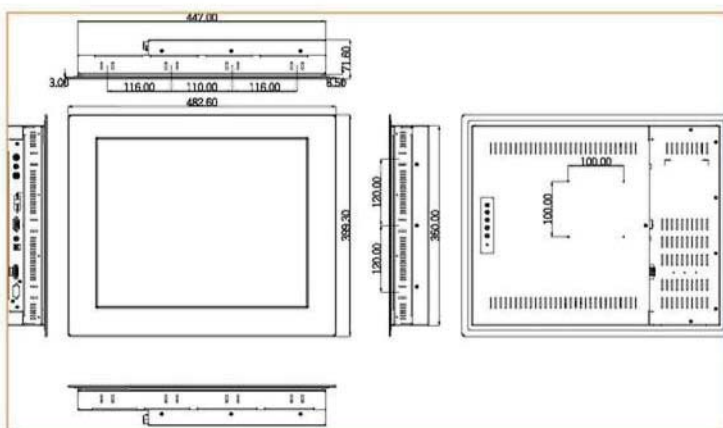
EPMS1210



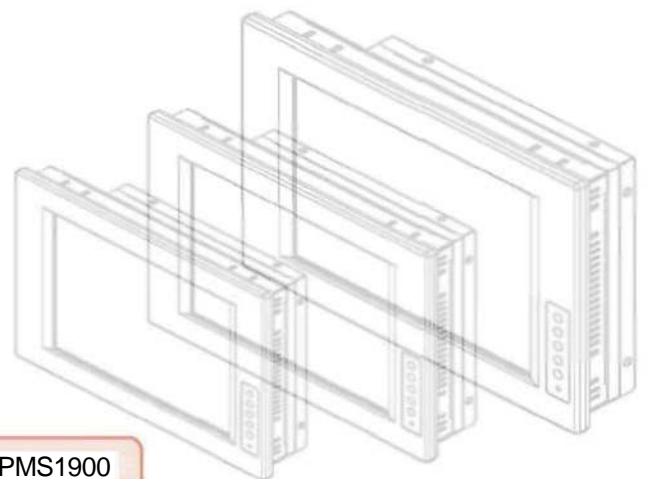
EPMS1500



EPMS1700



EPMS1900



EPMS Stainless Steel Series Ordering Information

Part No.	Description
8.4" EPMS840	8.4" 220cd/m ² LCD Monitor with VGA, Stainless Steel Front Panel,RoHS
EPMS840-DC	8.4" 220cd/m ² LCD Monitor with VGA and 9-36V DC Input, Stainless Steel Front Panel,RoHS
EPMS840-T	8.4" 220cd/m ² LCD Monitor with VGA, Stainless Steel Front Panel,W/8.4" Touch Screen,RoHS
EPMS840-DCT	8.4" 220cd/m ² LCD Monitor with VGA and 9-36V DC Input, Stainless Steel Front Panel,W/8.4" Touch Screen,RoHS
EHPMS840	8.4" 450cd/m ² High Luminance LCD Monitor with VGA, Stainless Steel Front Panel,RoHS
EHPMS840-DC	8.4" 450cd/m ² High Luminance LCD Monitor with VGA and 9-36V DC Input, Stainless Steel Front Panel,RoHS
EHPMS840-DCT	8.4" 450cd/m ² High Luminance LCD Monitor with VGA and 9-36V DC Input, Stainless Steel Front Panel,W/8.4" Touch Screen,RoHS
EHPMS840-T	8.4" 450cd/m ² High Luminance LCD Monitor with VGA, Stainless Steel Front Panel,W/8.4" Touch Screen,RoHS
10.4" EPMS1040	10.4" 230cd/m ² LCD Monitor with VGA, Stainless Steel Front Panel,RoHS
EPMS1040-DC	10.4" 230cd/m ² LCD Monitor with VGA and 9-36V DC Input, Stainless Steel Front Panel,RoHS
EPMS1040-T	10.4" 230cd/m ² LCD Monitor with VGA, Stainless Steel Front Panel,W/10.4" Touch Screen,RoHS
EPMS1040-DCT	10.4" 230cd/m ² LCD Monitor with VGA and 9-36V DC Input, Stainless Steel Front Panel,W/10.4" Touch Screen,RoHS
EHPMS1040	10.4" 400cd/m ² High Luminance LCD Monitor with VGA, Stainless Steel Front Panel,RoHS
EHPMS1040-DC	10.4" 400cd/m ² High Luminance LCD Monitor with VGA and 9-36V DC Input, Stainless Steel Front Panel,RoHS
EHPMS1040-T	10.4" 400cd/m ² High Luminance LCD Monitor with VGA, Stainless Steel Front Panel,W/10.4" Touch Screen,RoHS
EHPMS1040-DCT	10.4" 400cd/m ² High Luminance LCD Monitor with VGA and 9-36V DC Input, Stainless Steel Front Panel,W/10.4" Touch Screen,RoHS
12.1" EPMS1210	12.1" 400cd/m ² LCD Monitor, Stainless Steel Front Panel,RoHS
EPMS1210-DC	12.1" 400cd/m ² LCD Monitor, Stainless Steel Front Panel,9-36V DC input,,RoHS
EPMS1210-T	12.1" 400cd/m ² LCD Monitor, Stainless Steel Front Panel,W/12.1" Touch Screen,,RoHS
EPMS1210-DCT	12.1" 400cd/m ² LCD Monitor, Stainless Steel Front Panel,W/12.1" Touch Screen,9-36V DC input,RoHS
EHPMS1210-TU	12.1" 400cd/m ² LCD Monitor, Stainless Steel Front Panel,W/12.1" USB Touch Screen,,RoHS
EHPMS1210-DCTU	12.1" 400cd/m ² LCD Monitor, Stainless Steel Front Panel,W/12.1" USB Touch Screen,9-36V DC input,RoHS
15" EPMS1500	15" 350cd/m ² LCD Monitor, Stainless Steel Front Panel,RoHS
EPMS1500-DC	15" 350cd/m ² LCD Monitor, Stainless Steel Front Panel,9-36V DC input,RoHS
EPMS1500-T	15" 350cd/m ² LCD Monitor, Stainless Steel Front Panel,W/15" Touch Screen,RoHS
EPMS1500-DCT	15" 350cd/m ² LCD Monitor, Stainless Steel Front Panel,W/15" Touch Screen,9-36V DC input,RoHS
EHPMS1500-TU	15" 350cd/m ² LCD Monitor, Stainless Steel Front Panel,W/15" USB Touch Screen,RoHS
EHPMS1500-DCTU	15" 350cd/m ² LCD Monitor, Stainless Front Panel,W/15" USB Touch Screen,9-36V DC input,RoHS
17" EPMS1700	17" 300cd/m ² LCD Monitor, Stainless Front Panel,RoHS
EPMS1700-DC	17" 300cd/m ² LCD Monitor, Stainless Front Panel,9-36V DC input,,RoHS
EPMS1700-T	17" 300cd/m ² LCD Monitor, Stainless Front Panel,W/17" Touch Screen,,RoHS
EPMS1700-DCT	17" 300cd/m ² LCD Monitor, Stainless Front Panel,W/17" Touch Screen,9-36V DC input,RoHS
EHPMS1700-TU	17" 300cd/m ² LCD Monitor, Stainless Front Panel,W/17" USB Touch Screen,,RoHS
EHPMS1700-DCTU	17" 300cd/m ² LCD Monitor, Stainless Front Panel,W/17" USB Touch Screen,9-36V DC input,RoHS
19" EPMS1900	19" 300cd/m ² LCD Monitor with VGA and DVI-D input, Stainless Steel Front Panel,RoHS
EPMS1900-DC	19" 300cd/m ² LCD Monitor with VGA and DVI-D input and 9-36V DC Input, Stainless Steel Front Panel,Silver Color,,RoHS
EPMS1900-T	19" 300cd/m ² LCD Monitor with VGA and DVI-D input, Stainless Steel Front Panel,Silver Color,W/19" Touch Screen,RoHS
EPMS1900-DCT	19" 300cd/m ² LCD Monitor with VGA and DVI-D input and 9-36V DC Input, Stainless Steel Front Panel,W/19" Touch Screen,RoHS
EHPMS1900-TU	19" 300cd/m ² LCD Monitor with VGA and DVI-D input, Stainless Steel Front Panel,W/19" USB Touch Screen,RoHS
EHPMS1900-DCTU	19" 300cd/m ² LCD Monitor with VGA and DVI-D input and 9-36V DC Input, Stainless Steel Front Panel,W/19" USB Touch Screen,RoHS
Wide Temp. 12" EPMS1210-WT	12.1" 400cd/m ² LCD Monitor,Aluminum Front,-30- 70°C Operation Temperature, RoHS
EPMS1210-WTT	12.1" 400cd/m ² LCD Monitor,Aluminum Front,W/12.1 " Touch Screen, -30~70°C Operation Temperature RoHS
EPMS1210-WTTU	12.1" 400cd/m ² LCD Monitor, Aluminum Front Panel, W/12.1" Touch Screen, -30~70°C Operation Temperature, USB Touch Screen, RoHS
EPMS1210-WT-DC	12.1" 400cd/m ² LCD Monitor,Aluminum Front, 9-36V DC Input,-30~70°C Operation Temperature, RoHS
EPMS1210-WTT-DC	12.1" 400cd/m ² LCD Monitor,Aluminum Front, 9-36V DC Input,-30~70°C Operation Temperature, RoHS
EPMS1210-WTT-DCTU	12.1" 400cd/m ² LCD Monitor,Aluminum Front, 9-36V DC Input,-30~70°C Operation Temperature, USB Touch Screen, RoHS
15" EPMS1510-WT	15" 350cd/m ² LCD Monitor,Aluminum Front,-30- 70°C Operation Temperature, RoHS
EPMS1510-WTT	15" 350cd/m ² LCD Monitor,Aluminum Front,W/15" Touch Screen, -30- 70°C Operation Temperature, RoHS
EPMS1510-WTTU	15" 350cd/m ² LCD Monitor, Aluminum Front Panel,W/15" Touch Screen, -30- 70°C Operation Temperature, RoHS
EPMS1510-WT-DC	15" 350cd/m ² LCD Monitor,Aluminum Front, 9-36V DC Input, -30- 70°C Operation Temperature ,RoHS
EPMS1510-WTT-DC	15" 350cd/m ² LCD Monitor,Aluminum Front, 9-36V DC Input, W/15" Touch Screen, -30- 70°C Operation Temperature ,RoHS
EPMS1510-WTT-DCTU	15" 350cd/m ² LCD Monitor,Aluminum Front Panel, 9-36V DC Input, W/15" Touch Screen, -30- 70°C Operation Temperature, USB Touch Screen ,RoHS