

EIR Series Infrared Touch Screen

40" (16:9) IR touch overlay, Dual-touch version. 3mm tempered glass is incl. designed with glass mounting and adjustable hanger. OS supported Windows / Linux / Mac. USB2.0/HID

Model: EIRMT-40



EIR Series Frame-Overlay/Integration
EIR Series (26" to 103")

Features

- Single/Multi Touch Operation
- Overlay with Adjustable Hanger to Apply to LCD/LED/Plasma TV..all displays
- Integrated with Kiosk, Digital Signage, Interactive Whiteboard, POS...etc
- Available in Portrait/Landscape Monitors
- Supports Multi-monitor
- Finger, Gloved hand...all are employed
- Long-Lasting
- Waterproof optional
- Customizations on request



25~73 mm of thickness reachable

Intuitive Adjustable Hanger Fits Any Displays



Easy Glass Mounting / Slim and Thin Frame Design



i-Tech Company LLC

TOLL FREE: (888) 483-2418 email: info@itechlcd.com web: www.iTechLCD.com

EIR Series

Unit: mm

Size		26"	32"	37"	40"	42"	46"	47"	50"	52"	55"	60"	65"
Model no.		EIRMT-26	EIRMT-32	EIRMT-37	EIRMT-40	EIRMT-42	EIRMT-46	EIRMT-47	EIRMT-50	EIRMT-52	EIRMT-55	EIRMT-60	EIRMT-65
Active Area	H	583.4	703.5	823.1	890.7	932.3	1026.4	1042	1109.6	1156.4	1213.6	1338.9	1432.5
	V	333.3	401.4	463.8	500.2	526.2	578.7	588.6	625	651.5	682.7	755.5	807.5
Frame Outside	H	650.1	770.2	889.8	957.4	999	1093.1	1108.7	1176.3	1223.1	1280.3	1405.6	1499.2
	V	400	468.1	530.5	566.9	592.9	645.4	655.3	691.7	718.2	749.4	822.2	874.2

Specification

System

OS supported

Windows / Linux / Mac

Controller

On Flat (no extra board)

Controller Interface

USB 2.0/HID

Touch Characteristics

Input Method

Finger or gloved hand or opaque object

Touch Activation Force

No minimum force

Touch Point Density

4096x4096

Report Rate

100 rps (at Max)

(position per second)

Minimum Touch Object

>7mm

Environment

Temperature

Operating: -20 to 70°C / -4 to 158 °F;

Storage: -40 to 85°C / -40 to 185 °F

Relative Humidity

Operating: 90% non-condensing at max 40°C;

Storage: 90% non-condensing at max 40°C

Operating Voltage

Below 47" and 47": DC 5.0V (from USB);

Over 47": DC 5.5V ~ 6V (from Adapter)

Optical

Light Transmission

>90 %

Certification

Certifications

CE, FCC class B

Durability

Glass Overlay

Surface durability is that of glass. Mohs' Hardness rating of 7

Warranty

1 year limited0



i-Tech Company LLC

TOLL FREE: (888) 483-2418 email: info@itechlcd.com web: www.iTechLCD.com

EIRMT Kit Mounting Quick Guide_G2

1. Accessories package :

			□	□	□
	SIZE		EIRMT24~37"	EIRMT42~47"	EIRMT52~65"
Item	Description	Picture	Qty	Qty	Qty
1	Hanger		1 set (6 pcs)	1 set (6 pcs)	1set (6 pcs)
2	Rubber Pad 2T(2 mm)*25*25 mm		4 pcs	4 pcs	4 pcs
3	Rubber Pad 3T(3 mm)*25*25 mm		4 pcs	4 pcs	4 pcs
4	3M Dual Lock pad		4 pcs	4 pcs	4 pcs
5	Adapter DC 5.5V 2.0 A		0	0	1
6	Screw size 3*8 mm (For mounting hangers)		4+2 pcs <i>(2 pcs for backup used)</i>	4+2 pcs <i>(2 pcs for backup used)</i>	4+2 pcs <i>(2 pcs for backup used)</i>
7	Truss Screw size 4 *6 mm (For mounting A,B,C hangers)		8+2 pcs <i>(2 pcs for backup used)</i>	8+2 pcs <i>(2 pcs for backup used)</i>	8+2 pcs <i>(2 pcs for backup used)</i>
8	Snap Rivet (For middle part I-shape shield adhering used)		2 pcs	4 pcs	4 pcs

2. Hanger Mounting:

1. There are several fixing holes behind the A and B side of upper frame.

Please adjust the hanger for suitable and desired position and tighten up with 3*8 mm screws (as Fig.1).




Fig.1

3. Mounting Securing and Stabilizing:

2. The provided Rubber Pads have three different types (2T and 3T); The recommended type 2T Rubber Pads should be added to the rear side of frame to prevent the scratching on the surface of display housing; add the VELCRO pads to the hangers, upper and lower part of the rear frame to secure the mounting (Fig. 2). (Note: Adjust the gap by using different type of Rubber Pads (2T and 3T) to prevent the frame from moving.)

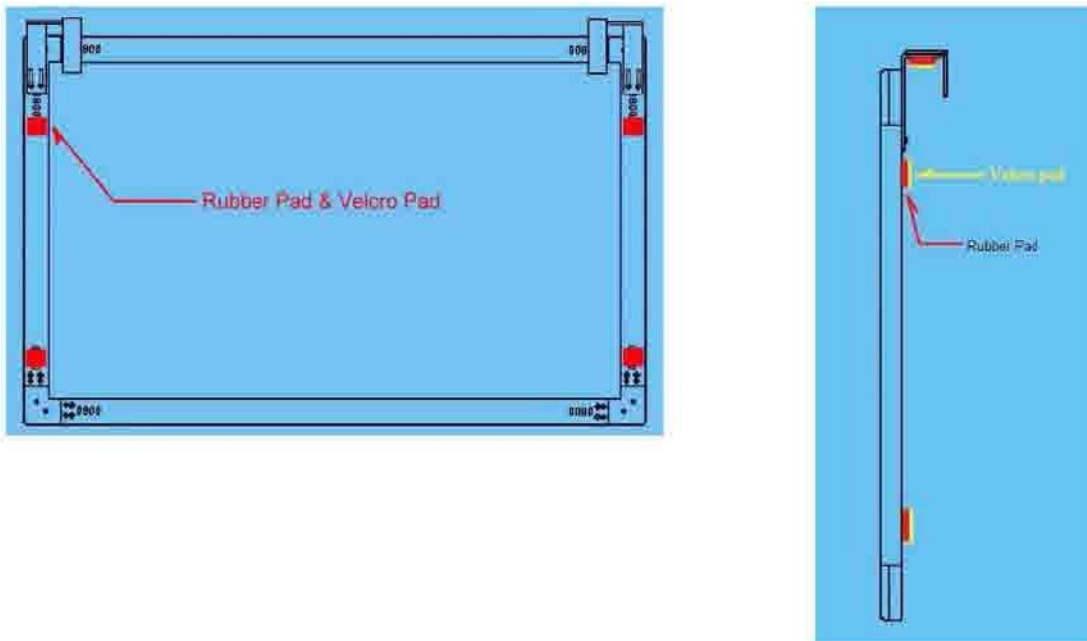


Fig. 2

4. Hanger Adjustment:

3. Put the EIRMT on LED (or Plasma) display, then add on Hanger B (as Fig.3).

Please adjust the hanger for suitable thickness and desired position and tighten up the 4*6 mm screws.

If you would like to adjust thickness as more flexibility, you may add Hanger C and tighten up by 4*6mm screws (Fig.3.1)

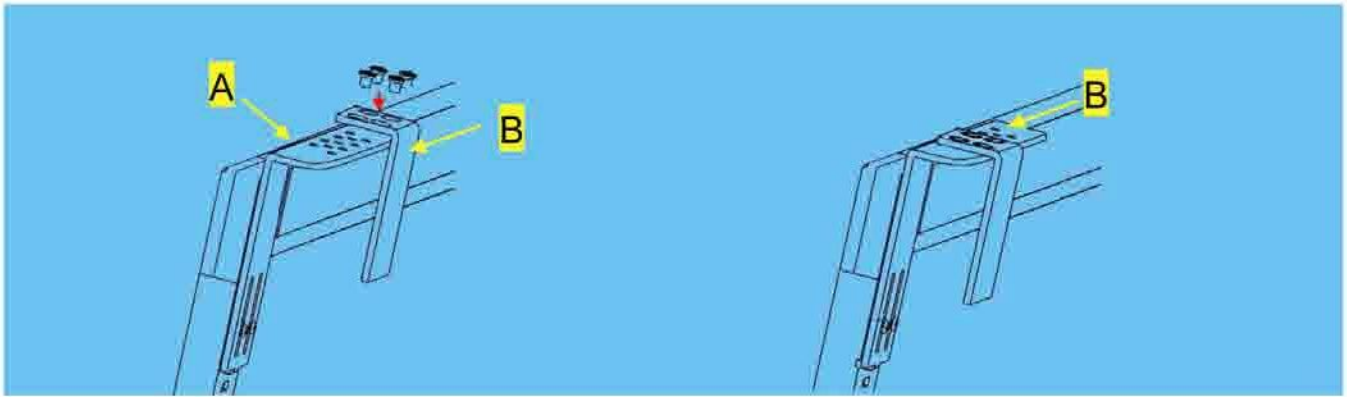


Fig. 3

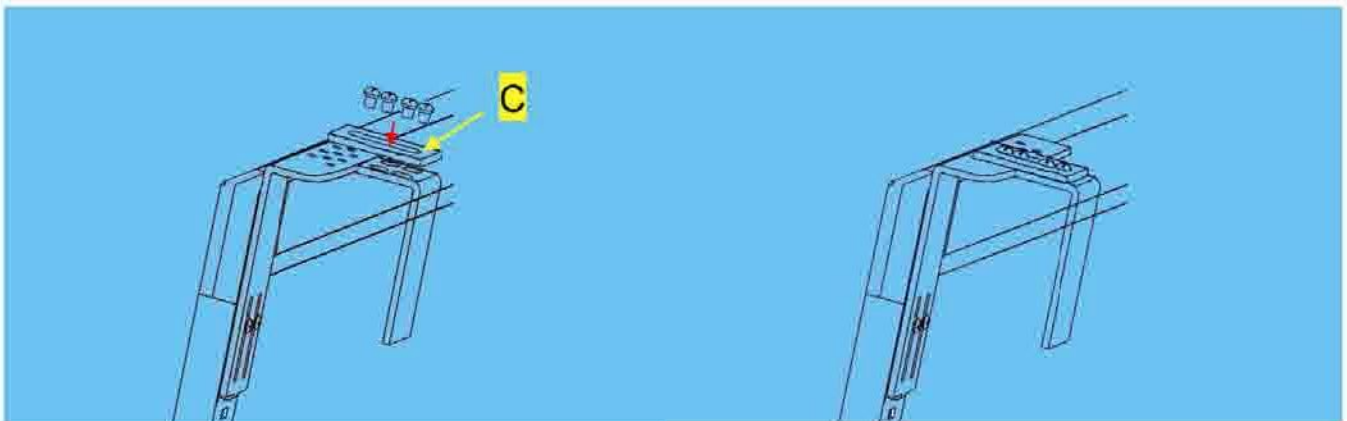



Fig.3.1





i-Tech Company LLC
TOLL FREE: (888) 483-2418 email: info@itechlcd.com web: www.itechLCD.com