

Industrial High Brightness Chassis Mount LCD

Sunlight Readable High Brightness Chassis wide 27" LCD Monitor with build-in light sensor, 1920 x1080, 1500 nits VGA, DVI, 100~240V AC-in, black painted metal Operating Temperature -10 ~ 50C

MODEL: GCHW2700HB2

OVERVIEW

GCH Series is a Chassis monitor designed for commercial and industrial applications at outdoors and indoors. Such as kiosks, digital signage, military, security, industrial equipment and instrumentation equipment. This product can provide high brightness / contrast to achieve better viewing effect and good reliability at wide environments conditions.

FEATURES HIGHLIGHTS:



- Metal Chassis/Housing for higher Impact protection. (Optional for Front AR Glass or Vandal Resistant glass)
- Built-in speaker built-in speakers that allow the convenience Audio output.
- Side OSD buttons can prevent unnecessary setting changes.
- Above 24" LCD will include Front IR Sensor and Remote controller.
- Auto Video Signal ON / OFF
- Auto Always Power On



- Ultra low speed/Noise fan for extra cooling (24" LCD or above)
- VESA Mounting Hole Pattern
- Reliable built-in Power supply for 15" or above (Optional for 9-36V DC input)
- Standard VGA Input (Optional for DVI, HDMI, AV, BNC, AV looping and SDI)
- Optional for RS232 Remote Control Protocol: Command Code to set system

FEATURES:

- LED backlight
- 1500 nits sunlight readable display.
- WUXGA (1920 x 1080 pixels) Full HD resolution
- VA mode with wide viewing angle
- RoHS Compliance
- 5 keys OSD controls
- VGA / DVI / HDMI Video Input and auto detection video system.

SPECIFICATIONS:

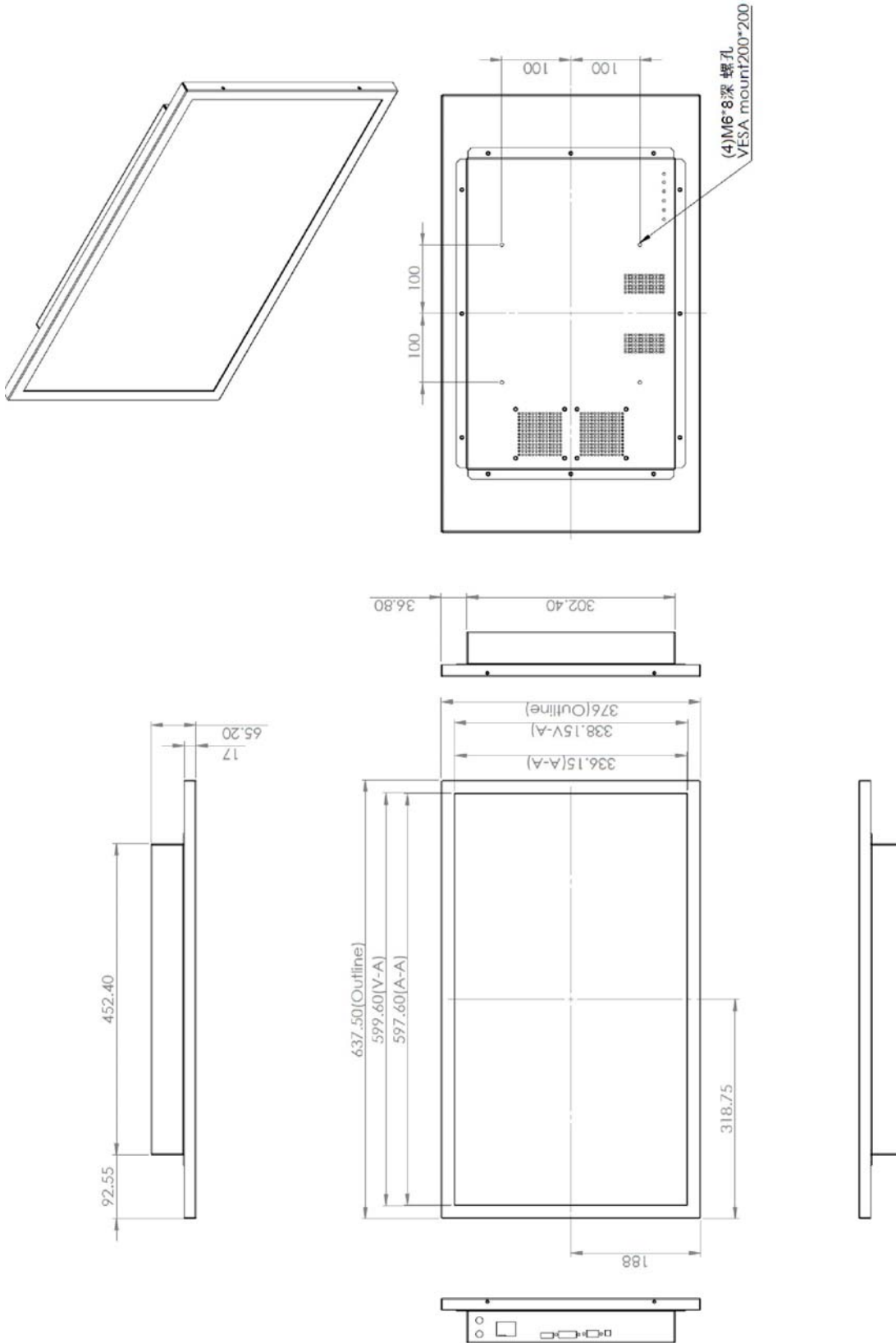
	Item	Specification	Unit	Note
LCD panel	Active screen size	597.6(H) x 336.15(V) (27 inches diagonal)	mm	
	Resolution	1920 (H) x 1080(V)	pixels	
	Pixels pitch	0.31125(H) x 0.31125 (V)	mm	
	Pixel arrangement	RGB vertical stripe		
	Display mode	VA mode, normally black		
	Display colors	16.7 M (8 bits)	colors	
	Brightness	1500	nits	3
	Contrast Ratio	3000 : 1		
	Response time	12 ms (on/off)		
Aspect Ration	16 : 9			
Graphic	Input Connector	D-Sub 15 pins, DVI, HDMI		
Power	Power Input	100~240	Vac	
Power Consumption	Operation Mode	120 (max)	W	
	Saving Mode	2.5 (max)	W	
Physical	Dimension	Reference to drawing	mm	
	Weight		KG	
Environment	Operating Temperature	-10 ~ 50	°C	1
	Storage Temperature	-20 ~ 60	°C	2
Reliability	Backlight MTBF	50,000	hours	
	Warranty	18	month	
	ON / OFF cycle	36,000	cycle	
DCC	Plug & Play	DDC 2B Compliance		
Function	OSD key	5 keys(Power ,Enter , ▲, ▼, Menu)		
	Wall mount	VESA standard 100 x 100 (75x75)	mm	

Note 1: -40°C operation is still OK at system condition.

Note 2: The unit should not be exposed to corrosive chemicals.

Note 3: Brightness without touch panel

MECHANICAL DRAWING:



LCD OPTIONS:



LED Backlight Options

Introducing LED backlight options for monitors for energy efficiency and a brighter screen.



TouchScreen Options

Our LCD has a wide selection option to choose which touchscreen technology suits for you.

	Four-Wire Resistive	Five-Wire Resistive	Pen Touch	Capacitive	Surface Wave(Saw)	Infrared Touch (Ir)
PRODUCT SIZE	1.7" - 24"	10.4" - 24"	15" - 19"	12" - 24"	10.4" - 30"	10.4" - 42"
TOUCH LIFE	1 - 2 million touches	30 - 35million touches	100 million touches	100 million touches	50 million touches	Long-term reliability
SCRATCH RESISTANCE	Hard Coated	Hard Coated	Hard Coated (SiO ²)	Hard Coated (SiO ²)	Glass Overlay Moh's hardness rating of 7	Glass Overlay Moh's hardness rating of 7
CONTAMINANT RESISTANCE	Resists moisture, dirt, vinegar, ammonia based food products and cleansers	Resists moisture, dirt, vinegar, ammonia based food products and cleansers	Resists moisture, dirt, vinegar, ammonia based food products and cleansers	Resists moisture, dirt, vinegar, ammonia based food products and cleansers	Resists moisture, dirt, vinegar, ammonia based food products and cleansers	Resists moisture, dirt, vinegar, ammonia based food products and cleansers
INPUT METHOD	Finger, Gloved Hand, Stylus	Finger, Gloved Hand, Stylus	Stylus Pen	Finger	Finger, Gloved Hand, Soft pliable stylus	Finger, Gloved Hand, Stylus
CONTROLLER	USB, RS232	USB, RS232	USB, RS232	USB, RS232	USB, RS232	USB, RS232



VIDEO Input Options:


For Video inputs options:

DVI, DVI+HDMI, SVideo+AV, SVideo+AV+DVI, AV+Looping, DVI+AV+Looping, HD-SDI, BNC(PAL/NTSC)



Optical Bonding Options

- Optical Bonding provides the best reduction of ambient light washout of any commercially available enhancement technology.
- Optical Bonding has a lower cost than most other competing technologies.
- Optical Bonding offers superior ruggedization, enhancing the display durability under vibration, shock and other environmental extremes.




RS-232 Remote Control Options

Remote Control Protocol: Command Code to set system



9-36V DC Input Options

iTech offers a selection of DC input from 9V to 36V



Light Sensor and Motion Sensor Options

iTech LCD offers Light and Motion Sensor

Privacy Filter

Front Glass Options:

- Anti Reflective AR Glass 3mm
- Anti Reflective AR Glass 6mm Vandal-Resistance
- Anti Reflective AR Glass 8mm Vandal-Resistance
- Anti Glare AG Glass 3mm

