
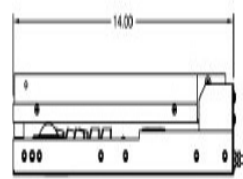
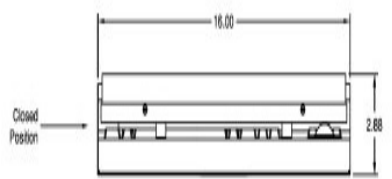
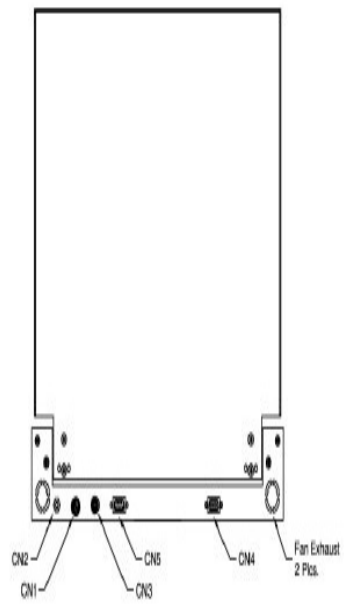
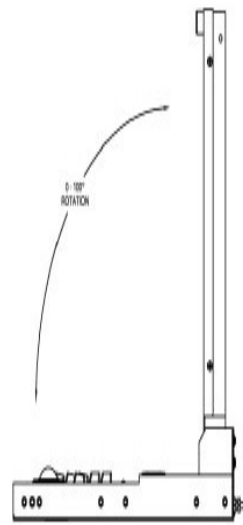
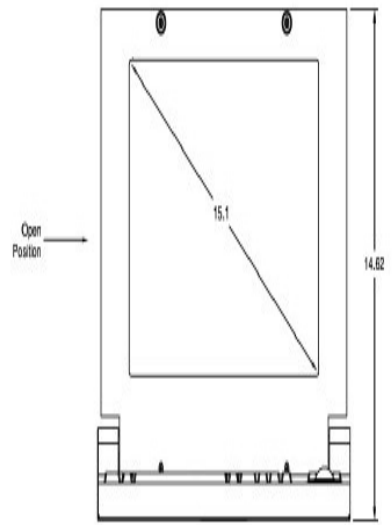


Keyboard

Trackball

OPEN

CLOSED



NOTE: THE CONFIGURATION DEPICTED IS ACCURATE FOR THE FOLLOWING KEYBOARDS (M): 51, 52, 53, 54 & 55.

CONNECTOR CHART			MECHANICAL OUTLINE ONLY SPECIFICATIONS SUBJECT TO CHANGE WITHOUT NOTICE	
DESIGNATION	FUNCTION	TYPE	APPROVALS	DATE
CN1	+12 VDC INPUT	3-PIN KYCON	DRAWN C.P.	01-Aug-02
CN2	GROUND STUD	10-32 UNF-2A	CHECKED T.R.	01-Aug-02
CN3	KEYBOARD	6-PIN MINI DIN	APPROVED B.G.	01-Aug-02
CN4	ANALOG VIDEO INPUT	DE-15-S		
CN5	SERIAL INPUT	DE-9-P		



SlimLine Lite II
15.1" XGA Flat Panel Monitor

B	CASE CODE	DWG. NO.	REV
	1JA77	02-26	-

DO NOT SCALE DRAWING