

IPC1900 Series 19" Industrial Panel PC Intel® Core™ 2 Extreme Processor with Intel® G41 Platform

Best Performance Grade for LGA 775
Quad Core + DDR3

1. 19" 300 nits/450 nits high brightness TFT LCD with LED backlight
2. Dual Ethernet provides continuous network service and allows sharing among different workgroups in two different subnets
3. One internal 2.5" SATA HDD and CF slot
4. Robust aluminum front bezel and metal casing
5. IP 65 compliant front panel
6. One Key Recovery solution allows you to create rapid OS backup and recovery (Over 4GB storage capacity)

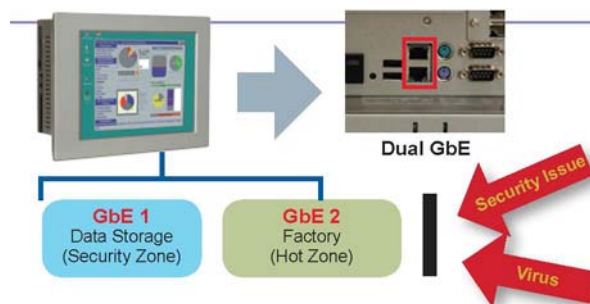


Specification

Display	LCD Size	19"
	Max Resolution	1280(W) x 1024(H)
	Brightness (cd/m²)	450
	Contrast Ratio	1000 : 1
	LCD Color	16.7M
	Pixel Pitch (mm) (HxV)	0.294(H) x 0.294(V)
	Viewing Angle (V/H)	160°/ 170°
	Backlight MTBF (hrs)	50000
Motherboard	SBC	POS-G41
	CPU	LGA 775 Intel® Core™ 2 Extreme/Quad/Duo, Celeron with a 1333/1066/800MHz FSB support
	Chipset	Intel® G41 + Intel® ICH7
	RAM	2 x 240-pin DIMM socket, supporting DDR3 800/1066MHz modules for up to 4GB
I/O Ports and Switches		4 x RS-232 1 x RS-232/422/485 Port 2 x RJ-45 for LAN Port 6 x USB 2.0 1 x VGA Port 1 x Line-in, 1 x Line-out, 1 x Mic-in 2 x PS/2 mouse and keyboard interface 1 x Power Switch 1 x AT / ATX Switch 1 x LPT
Drive Bay	HDD Driver Bay	1 x 2.5" SATA HDD bay with anti-shock
	SSD	CF Type II
	CD-ROM Driver Bay	SATA Slim Type CD-ROM Bay
Expansion Slot		Either 1 x PCI or PCIe x1 expansion slot (optional) 1 x PCIe Mini card
Physical	Construction Front Panel	Aluminum
	Chassis Construction	Heavy-duty Steel
	Mounting	Panel, Wall, Rack, Stand and Arm VESA 100mm x 100mm
	Front Panel Color	
	Dimensions (WxHxD) (mm)	483 x 399 x 115.2
	Cut Out Dimensions (WxH)	450 x 363
	Net / Gross Weight	12.6 Kg / 18.2 Kg
Environment	Operation Temperature	-10°C~50°C
	Storage Temperature	-20°C~60°C
	Vibration	5~17Hz, 0.1 double amplitude displacement 17~640Hz 1.5G acceleration peak to peak
	Shock	10G acceleration part to part (11ms)
	IP Rating	Front IP 65 Compliant
Touch Screen		Resistive Type 5-Wire with RS-232 interface
Power Supply	AC Input	- 220W Power Supply - Input: 90VAC~264VAC, 50/60Hz - Output(max.): 3.3A@14A, 5V@16A, 12V@10A, - 12V@0.8A
	DC Input	- 200W Power Supply - Input: 24VDC, 50/60Hz - Output (max.): 3.3A@12A, 5V@12A, 12V@15.4A, - 12V@0.5A

Dual 10/100/Gigabit Ethernet Support

The IPC1900 provides dual independent gigabit LAN ports. In HMI application environments, many system integrators prefer dual independent LAN to allocate factory zone and data storage zone to reduce the possibility of the network crash or virus infection.




Big Screen for Multi-Display

The IPC1900 is equipped with a 19" TFT LCD ideal for multi-display requirements such as digital surveillance or multi-operating system. With multi-display configuration, users can handle more tasks at the same time as well as saving resources and space.




Screen Rotation for More Flexibility

With the Intel® driver installed, the screen orientation can be adjusted using the GUI or hot keys. By attaching with a rotational VESA mount arm, the user can rotate the screen as needed. Add a second display for even more viewing flexibility.



PCI/PCIe Expansion Capability



Built-in AC/DC Power Supply

Built-in power supply without any external power adapter!



AC Input Directly!



DC 24V Input



DC 48V Input



Input Range	Voltage	90~264 VAC
	Frequency	47~63 Hz
Output Voltage		220 W
Temperature	Operating	0°C~50°C
	Storage	-20°C~80°C
Efficiency		80%



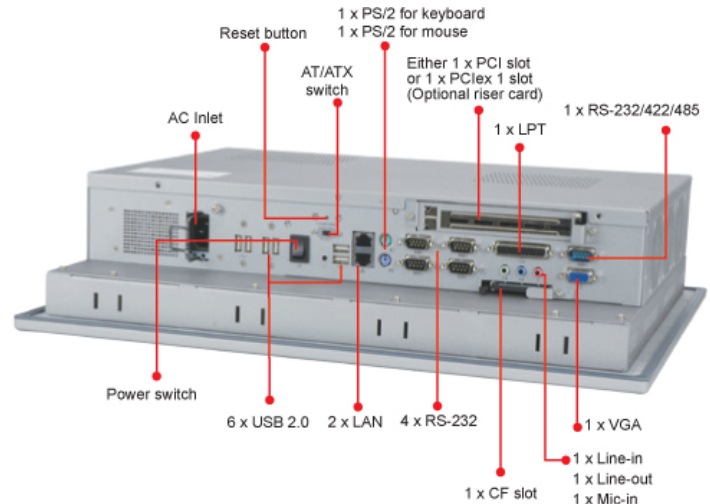
Input Range	Voltage	24 VDC(18~36 VDC)
	Output Voltage	200 W
Temperature	Operating	0°C~50°C
	Storage	-20°C~80°C
Efficiency		78%

IQ Mounting Options

- Rack Mount Kit
- ARM
- STAND

Options

- IDE CD-ROM Installation Kit (W/O IDE cable)
- IDE HDD Bracket
- 25cm HDD IDE Cable



Packing List

Item	Specification
User's Manual CD-ROM	
SATA CD-ROM Cable	SLIMLINE SATA 7+6 P TO SATA 7P /4P POWER ,L=200/150mm.
Power Cord	EUROPEAN Standard ,1830MM, PLUG(16A 250V), CONNECTOR(10A 250V)
Panel Mount Kit	
Wall Mount Kit	
One Key Recovery CD	
Touch Pen	

Ordering Information

Intel® IPC1900 Platform	AC Input	IPC1900	19" 450 cd/m ² SXGA Panel PC with POS-G41, Celeron Dual Core E1500 2.2GHz CPU, 1GB DDR3 RAM, silver color, PSU ACE-A622A, touch screen, w/o riser card
		IPC1900Q	19" 450 cd/m ² SXGA Panel PC with POS-G41, Quad Core Q9400 2.66GHz, 1GB DDR3 RAM, silver color, PSU ACE-A622A, touch screen, w/o riser card
	18~36 V DC input	IPC1900DC	19" 450 cd/m ² SXGA Panel PC with POS-G41, Celeron Dual Core E1500 2.2GHz CPU, 1GB DDR3, RAM,silver color, PSU ACE-4520C, touch screen, w/o riser card
		IPC1900DCQ	19" 450 cd/m ² SXGA Panel PC with POS-G41, Quad Core Q9400 2.66GHz, 1GB DDR3 RAM,silver color, PSU, ACE-4520C, touch screen, w/o riser card
Riser Card	1-Slot PCI riser card		
	1-Slot PCIe x 1 riser card		

Dimensions (Unit: mm)

