

KPC Series







STANDARD TOUCH PANEL PC

Suitable for applications such as automation, monitoring, control & data processing in various fields



Model: KPCW2150-i5

Fanless wide screen 21.5" industrial panel PC with 5 wire resistive touch screen (Intel i5 4300U industrial mainboard (CPU on board) + standard panel PC with aluminum front bezel (silver) + DC in external power adapter + panel mount & VESA mounting 100 x 100mm + Resolution : 1920 x 1080 dpi)

-  **Dissipation Design** Fanless, (No) external heat sink
-  **Waterproof Design** IP65 front bezel, Waterproof gasket (optional)
-  **Housing Design** Aluminum front bezel + metal chassis
-  **CPU Performance**
-  **Energy Efficiency**
-  **Touch Function**

Features:


- A wide range of CPU solutions from entry to professional level
- IP65 compliant aluminum front bezel
- 5-wire resistive touch screen
- A variety of I/O ports and expansion slots for more applications



PC-based automation systems have been widely used in many industries to help manufacturers realize electronic standard operating procedures to minimize cost / engineering effort and to enhance productivity. Some considerations should be taken into account when deploying an automation system, such as computing performance, power efficiency, budget, scalability, compatibility to the existing system and something alike.

With the following features, iTechLCD's KPC Series is a standard touch panel PC which can satisfy general applications such as automation, monitoring, control & data processing in various fields.

- A wide range of selectable CPU solution from entry to professional level to meet any computing performance requirement and budgetary target
- A wide array of panel size selection from 8.4" to 21.5" with both 3:4 and 16:9 aspect ratios for larger sizes for easy deployment on your systems
- A variety of I/O ports and expansion slots for more possibility of advanced applications
- IP65 compliant aluminum / stainless steel front bezel and the optional waterproof gasket design to provide basic waterproof protection against water spray from the front side

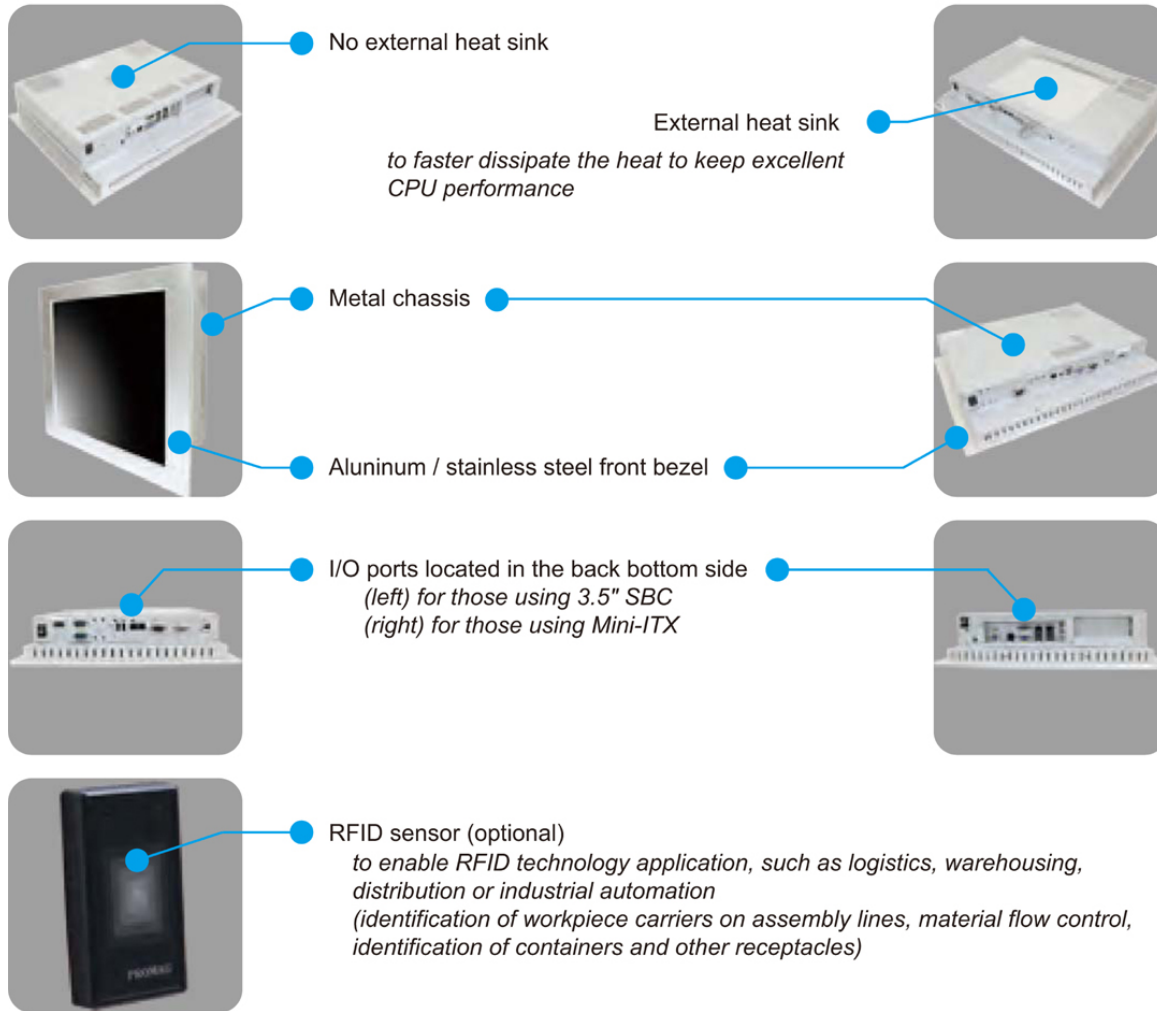


IP65 compliant aluminum / stainless steel front bezel
to provide basic waterproof protection against water spary from the front side

Hairy brushed finish
to deliver an aesthetic appearance



Waterproof gasket design (optional)
to strengthen basic waterproof protection against water permeation through the seam between bezel and mount wall / object



Specifications:

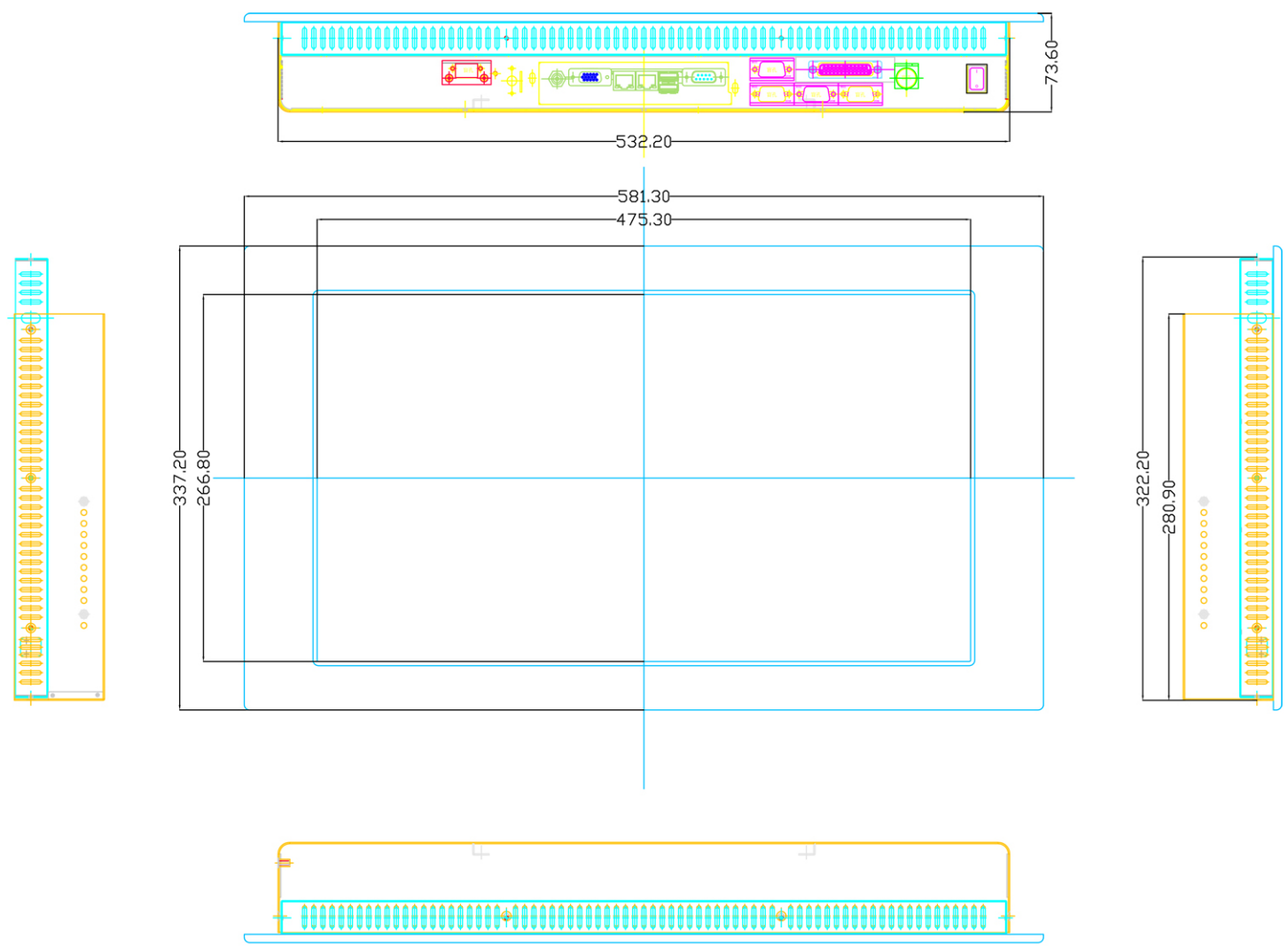
PC Specifications

CPU	Intel i5 4300U industrial mainboard (CPU on board)
Memory	2 x 204-pin SODIMM Dual-channel DDR3L 1333 / 1066MHz up to 8 GB
Power Supply	DC in 12V external power adaptor
I/O Ports (Default)	1 x RS232, 1 x GLAN, 4 x USB, 1 x VGA, 1 x Line-out, 1 x Mic-in, 1 x SATA socket
I/O Ports (Optional)	Extra 2 x RS232, Extra 2 x USB
Expansion	1 x PCIe slot, 1 x Mini PCIe slot (w/ mSATA function)
Operation Temperature	0°C ~ 45°C
Storage Temperature	-10°C ~ 70°C
Relative Humidity	10% ~ 90% non-condensing
OS Support	Win 7 Pro, Embedded 7, Win 8 Pro, Embedded 8
Installation	Clip mount, Panel mount & VESA mount 75 x 75 mm (12.1") / 100 x 100 mm (15" ~ 21.5")
Optional Items	Waterproof gasket, External DVD-RW driver, RFID sensor, None touch screen, Open frame, Stainless front bezel, Mounting clips, Memory, Storage devices, WiFi, OS

LCD Specifications

Display	Size / Aspect Ratio	21.5" TFT (16:9)
	Backlight	LED
	Resolution	1920 x 1080
	Colors	16.7M
	Luminance (cd/m2)	300
	Contrast Ratio	5000:1
	Viewing Angle (H/V°)	178/178
	MTBF (hrs)	50,000
	Touch Screen	5-wire resistive
Dimension (W x H x D, mm)	581.3 x 337.2 x 73.6	
Weight (kg)	13.5	
OSD Controller	No	

Mechanical Drawing



21.50 PANEL CUT .OUT Dimensions : 534.20*324.20 m/m