

Fanless Embedded PC

FANLESS Embedded System, 4Gen QM87 PCH , Dual SSD 120GB x 2 , 8GB x 2 Memory, 2x USB 3.0 Ports & 4x USB 2.0 Ports, Mini-PCI-E Slots / 1x PCI or 1x PCI-E x16, 2x 2.5" HDD/SSD Bays with RAID 0/1 support Window 8 and Windows 10



Model: LPC8810-i7



Features

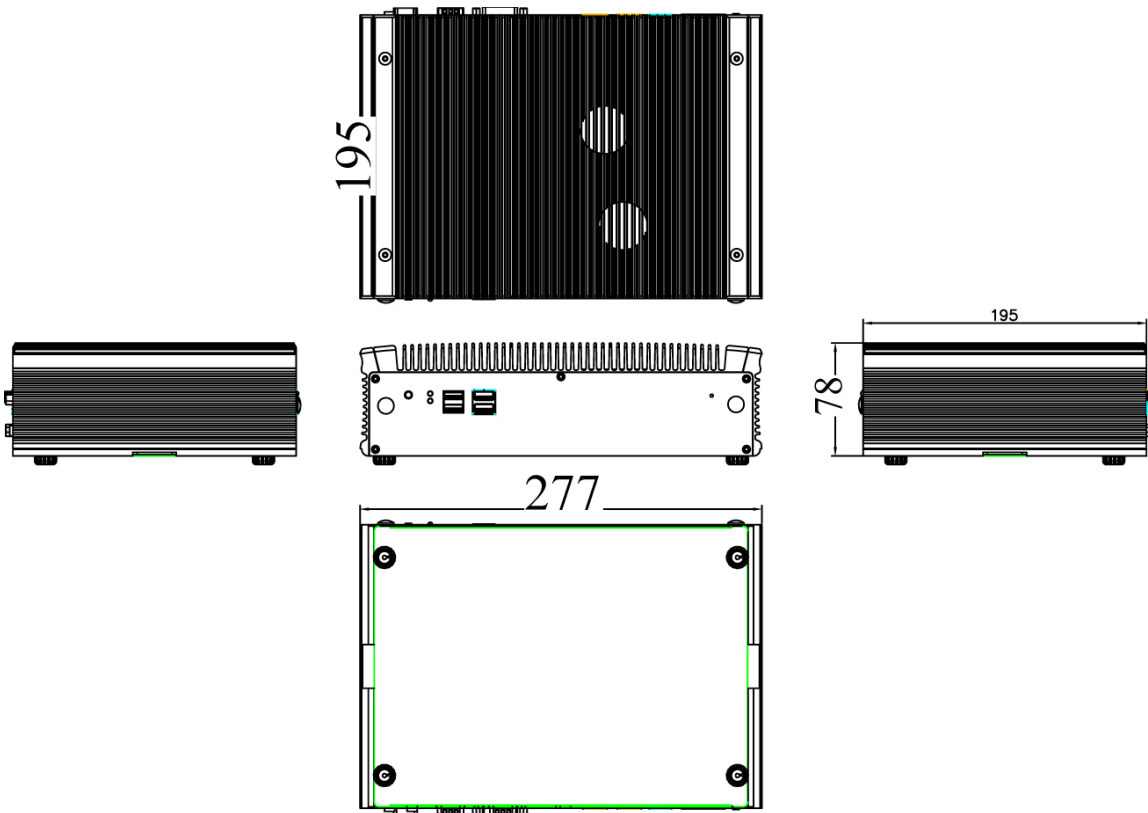
- Intel® Core™ i7/i5/i3 CPU with QM87 PCH
- Intel® HD Graphics 4600
- HDMI/VGA/DVI-D & 3 Independent Display Ports
- 2x USB 3.0 Ports & 4x USB 2.0 Ports
- Mini-PCI-E Slots / 1x PCI or 1x PCI-E x16
- 2x 2.5" HDD/SSD Bays with RAID 0/1

Product I/O View



- | | | | | |
|-----------------------|------------------|-----------------------|----------------|-------------------|
| A Power On/Off | D USB 2.0 | G PCI or PCI-E | J DVI-D | M COM |
| B Status LEDs | E Reset | H USB 2.0 | K HDMI | N Line_out |
| C USB 3.0 | F DC-IN | I LAN | L VGA | O Mic_in |

Mechanical Drawing



Specifications

Processor System	
CPU	Intel® Core™ i7-4700EQ/i5-4400E/ i3-4102E
Frequency	2.4GHz/2.7GHz/1.6GHz
Core Number	4C(i7)
BIOS	AMI 128Mbit SPI Flash BIOS
Chipset	Intel® QM87
Fanless	
	Yes
Memory	
Technology	DDR3L 1333/1600MHz
Max. Capacity	16 GB
Socket	2x 204-pin SODIMM
Graphic	
Controller	Intel® HD Graphics 4600
VGA	1x VGA, 1920 x 1080
DVI	1x DVI-D, 1920 x 1200
HDMI	1x HDMI, 3840 x 2160 @24Hz or 2560 x 1600 @60Hz
Audio	
Codec	Realtek ALC886
Interface	2 x Phone Jack for MIC-in and Line-out
Ethernet	
Controller	Intel® i217LM and i210AT
Speed	10/100/1000 Mbps
Interface	2x RJ45
Storage	
Type	SATA III
Installation	1x mSATA Socket
Type	SATA III
Installation	2x 2.5" HDD/SSD Drive Bay
I/O	
Serial Port	2x RS-232/422/485, DB9 Male
Digital I/O	-
USB 2.0	4 x type A
USB 3.0	2x Type A
Power-On/Reset Button	1x Power On/Off, 1x Reset
Remote Power Switch	-
LED	Power/Storage Access
Antenna Hole	2 x SMA Antenna Holes

Expansion Interface	
Mini-PCle	1x Full-sized Socket with SIM Card Reader/1x Full-sized Socket
PCI	1 (Included in the packing)
PCI Express x16	1 (Default)
Watchdog Timer	
Watchdog Timer 1~255 Level Time Interval System Reset, Software Power	
Power Type	ATX
Power Supply Voltage	9VDC ~ 30VDC
Connector	2-pin Terminal Block
Power Consumption (Idle)	25.42W
Power Consumption (Full Load)	36.22W
Power Adaptor	AC to DC, AC 90 to 240 VAC Input, DC 19V/3.95A 75W
Environment	
Operating Temperature	-10°C~50°C (with SSD) -10°C~45°C (with HDD)
Storage Temperature	-20 ~ 70°C
Relative Humidity	5% ~ 95% (Non-condensing)
Vibration	IEC 60068-2-64, 0.5Grms, random 5 ~500 Hz, 40 mins/axis
Mechanical	
Dimension (W x H x D)	277 x 78 x 195 mm (10.9" x 3.07" x 3.07")
Construction	Aluminum + SGCC
Weight	3.8kg
Mounting	Wall/VESA/Rack-mount
Driver Support	
Microsoft Windows	WES 7 E, Win 7 Pro FES, WE 8.1 Industry Pro
Linux	Kernal 3.x
Certification	
EMC	CE/FCC, Class A

Standard Accessories

SATA SSD/HDD Cable with Power
 Metal Brkt Black Wallmount-4
 75W 19V/3.95A Power Adapter