

# Rugged Completely Sealed IP66/NEMA4X Stainless Steel Chassis/Surface Mount LCD Monitor

Rugged Completely Sealed Full IP66/NEMA4X Stainless Steel Chassis/Surface Mount, 21.5" LCD monitor, 1920 x 1080, 1000 nits, with Glass, VGA and DVI input

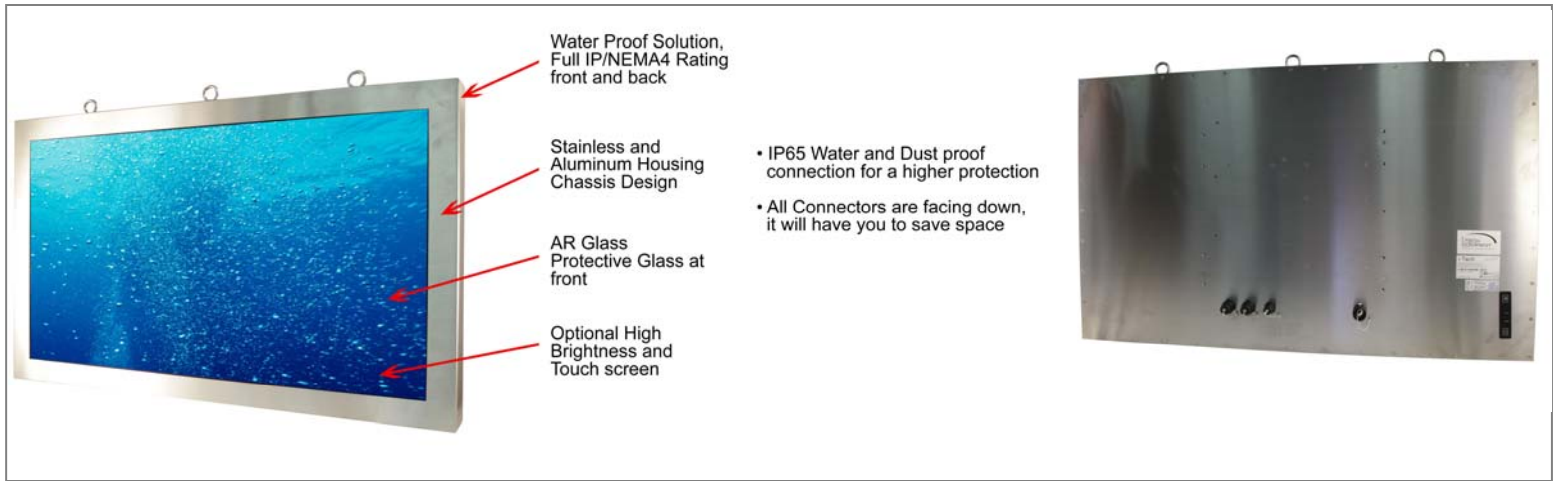
Model: SCHW2150HB-SIP

1000 nits



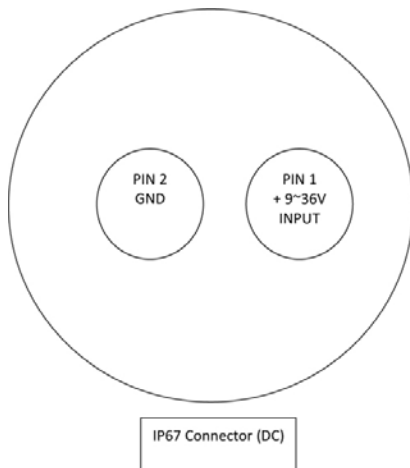


## FEATURES

Rugged Completely Sealed Full IP65/NEMA4 Stainless Steel Chassis/Surface Mount 21.5", LCD Monitor, 1920x1080, 1000 nits, with Glass, VGA and DVI input.



- Optional DC 9-36V input



## SPECIFICATIONS

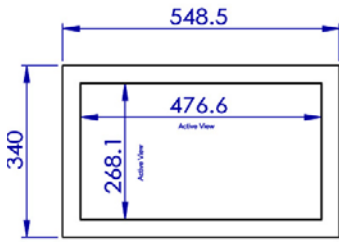
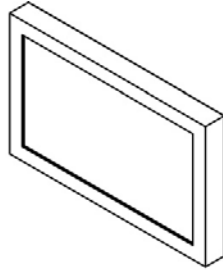

<b>Panel</b>	Cell Type / Glass Surface	TFT LCD / Black Anti-Glare, low reflection coating	
	Aspect Ratio / Size	Wide / 21.5" viewable diagonal area	
	Active Area / Pixel Pitch	476.64(H) x 268.11(V) mm / 0.248(H) x 0.248(V) mm	
	Native Resolution / Colors	1920(H) x 1080(V) / 16.7M	
	Brightness / Contrast	1000 cd/m <sup>2</sup> (typ) / 1000 :1	
	Response Time	^ 5 ms	
	Viewing Angle (typical)	H: 170° (- 85° ~ + 85°) , V 160° (- 80° ~ + 80°)	
	Light Source	CCFL , Long life, 50,000 hrs (typ)	
<b>Input Sources</b>	PC System	Signal	Analog RGB (0.7/1.0 V <sub>p-p</sub> , 75 ohms)
		Sync	Separate Sync, Composite Sync, Sync On Green
		Frequency	F <sub>H</sub> : 30 - 82Khz , F <sub>V</sub> : 50 - 75Hz
	Audio System	2W speaker x 2	
<b>Input Terminals</b>	1 x VGA (15 Pin Female D-Sub), 1 x PC Audio (Stereo Headphone Jack), 1 x AC Inlet		
<b>Convenient Features</b>	Auto Calibration , Back Light Adjustment, Plug&Play (VESA DDC/CI, DDC 2B)		
	OSD Multi-Languages , Wall Mount Ready (VESA 100 x 100 mm)		
<b>Power</b>	Internal power supply with universal / Auto-Sensing, AC 90 to 260V, 50 / 60 Hz		
<b>Power Consumption</b>	Operation / Power Saving	26 watt, < 1 watt (Support DPMS)	
<b>Operating Condition</b>	Temperature / Humidity	0°C ~ 50°C (32°F ~ 122°F), 10% ~ 90% (no condensation)	
<b>Storage Condition</b>	Temperature / Humidity	- 20°C ~ 60°C (- 4°F ~ 140°F), 10% ~ 90% (no condensation)	
<b>Certification</b>		FCC,CE	
<b>Dimensions</b>	Physical	With Base(W x H x D): TBD	
		Without Base(W x H x D): 535.0 x 321.0 x 64.0 (mm)	
	Carton	W x H x D = TBD	
<b>Weight</b>	N.W. / G.W.	6.5 Kgs / 7.5 Kgs	

<b>Options</b>	Touch	Video / TV	Enhanced Panel	Others
	Resistive touch	SV + AV	Panel with LED backlight	Digital Signage(Stand alone)
	Capacitive touch	SV + AV + AV_Looping	High brightness panel	Networking Digital Signage
	SAW touch	SV + AV + TV	Wide Temperature	Motion Sensor
	Infrared touch		Sunlight Readable	Light Sensor
	Protected glass			Auto-Dimming

## PHOTO GALLERY



# DRAWINGS



8-M4 for Vesa Mount

