

Rugged Completely Sealed IP66/NEMA4X Stainless Steel Chassis/Surface Mount

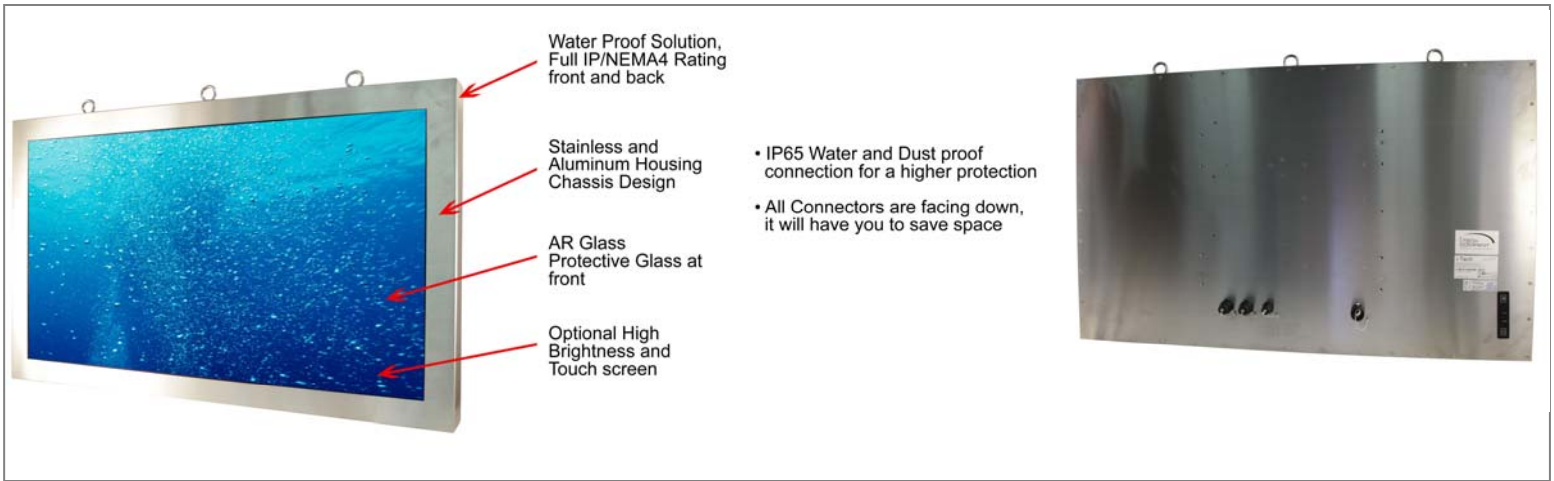
42" LCD monitor LED backlight, 1920 x 1080, 350 nits, with 2mm AR glass, VGA and DVI input

Model: SCHW4200-SIP



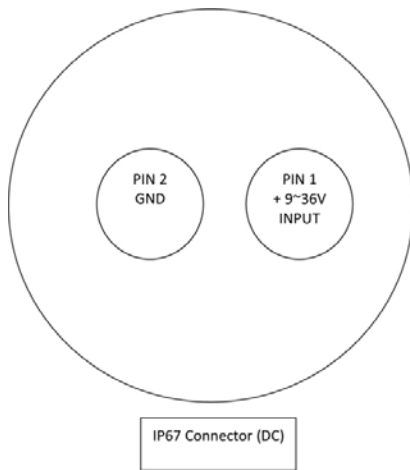


FEATURES

Rugged Completely Sealed IP66/NEMA4X Stainless Steel Chassis/Surface Mount with All-in-One PC Fanless Solution



- Optional DC 9-36V input



SPECIFICATIONS

Size / Type	42" LED Panel
Resolutions	1920 x1080
Brithness	350 cd / m ² (typ.)
Contrast Ratio	3000 : 1 (typ.)
Viewing Angles	- 89 ~ 89(H) ; - 89 ~ 89(V)
USB	2 x USB 2.0
LAN	Wake On LAN
Power Requirement	AC100-240V
Operation Temperature	32 ~ 140°F (0~60°C)
Operation Humidity	5% to 95%RH (non-condensing)

ACCESSORIES

Water proof USB cables - 2M x 2
 Water proof cat5 cable - 2M x 1
 Water proof power cable - 2M x 1

Model: SCHW4200-SIP



DRAWINGS

