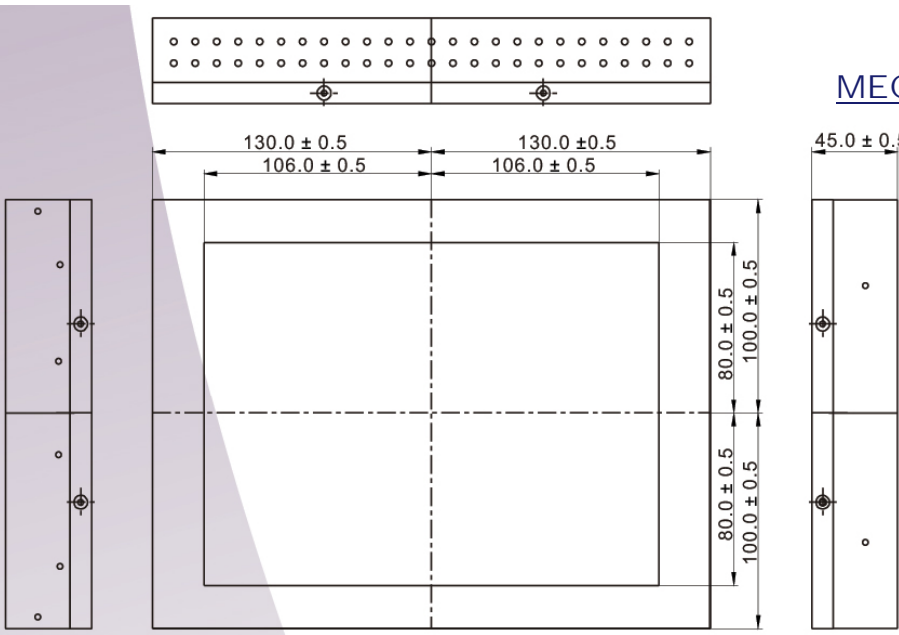




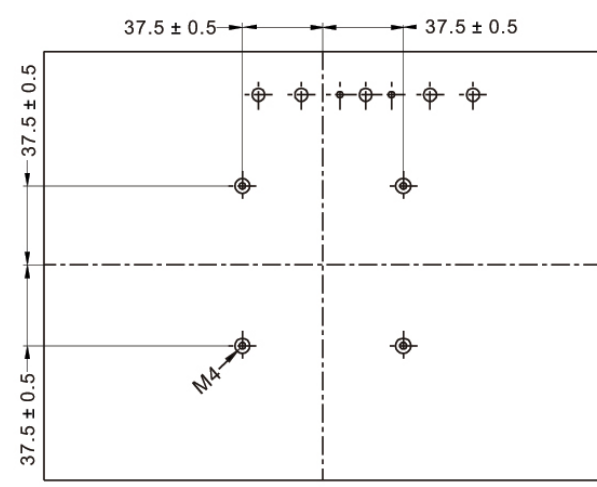
Specifications	
Model Name	WCH1040U1
Viewable Size image	10.4"
Active Display Area (mm)	211.2(H)x158.4(V)
Pixel Pitch(mm)	0.264(H)x0.264(V)(typ.)
Number of Pixels	800x600
Contrast Ratio	500:1 (typ.)
Display Colors	16.2M (8bits/color)
Brightness(cd/m)	230 nit
Viewing Angle(CR>=10)	-80~80(H);-70~60(V)
Synchronization Range Horizontal/Vertical	31.5~46.9KHz/60~75Hz
Recommended Resolution	800x600@60Hz, 75Hz
Signal Connector	15 pin D-Sub
Power Source	12V DC in, with External AC to DC Adapter (100~240V AC)
Power Consumption	10W typical, normal operation
Power Management	VESA DPMS Compliant
Plug & Play	VESA DDC 1/2B
Optional Video Input	S-Video, Composite
Optional DVI Input	No
Optional Touch Screen	Resistive, SAW, IR



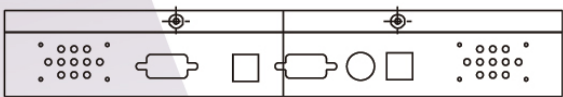
Remarks: WCH1040U1 series= VGA input only
 WCH1040U1AV series= VGA+Video Input
 *Optional Touch Screen requires different mechanical design.



MECHANICAL DRAWING



UNIT:mm



*Note: this is a simplified drawing and some components are not marked in detail. Please contact our sales representative if you need further product information.

