


FULL IP65 Chassis LCD

6.5" Stainless Design
Model: WCH6500M1-IP



Specifications

Model Name	WCH6500M1-IP
Viewable Size Image	6.5"
Active Display Area(mm)	132.48 (H) x 99.36 (V)
Pixel Pitch(mm)	0.207 (H) x 0.207 (V)
Number of Pixels	640x480
Contrast Ratio	600:1(typ.)
Display Color	262,144 (6bits/color)
Brightness(cd/m)	400(typ.)
Viewing Angle(CR>=10)	-70~70(H);-60~50(V)
Synchronization Range Horizontal/Vertical	31.5~37.5KHz / 60~75Hz
Recommended Resolution	640x480@60Hz, 75Hz
Signal Connector	15 pin D-sub
I/O	3 pin Power cable(IP65 connector); 10 pin VGA cable (IP65 connector);
Power Source	DC12V
Power Consumption	15W typical, normal operation
Power Management	VESA DPMS Compliant
Plug & Play	VESA DDC 1/2B



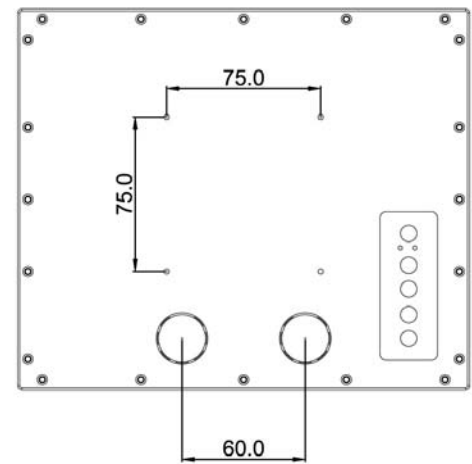
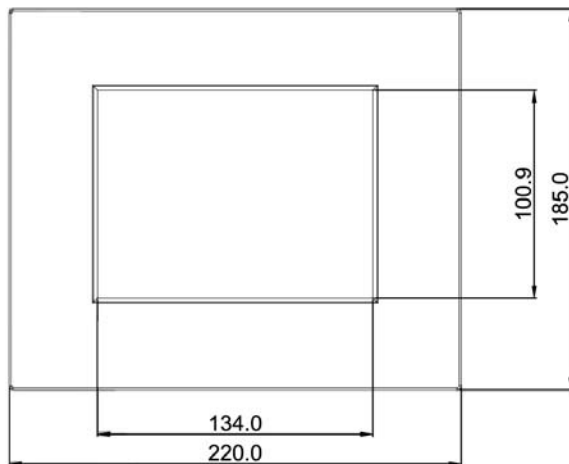
Standard:
brushed stainless



Optional:
black, high polish, vanished coating

*Due to Panel material's deviation, different panel supplier will set different specific variance range to optical characteristics. The factors of time used, Lamp current, Ambient temperature will influence the optical measurements.

Mechanical Drawings:



UNIT:mm

* Note: this is a simplified drawing and some components are not marked in detail. Please contact our sales representative if you need further product information.




FULL IP65 Chassis LCD



IO Layout

Back Side (I/O)

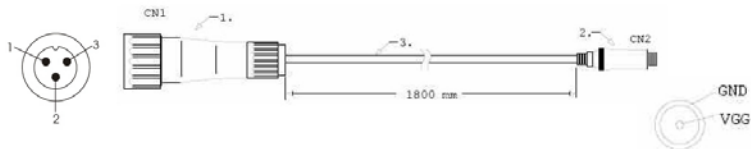


Cable List

LCD	IP65 connector	PC side IO type
DC power	3pin	Female(2.5 fai)
VGA	10pin	Male(D-sub 15)

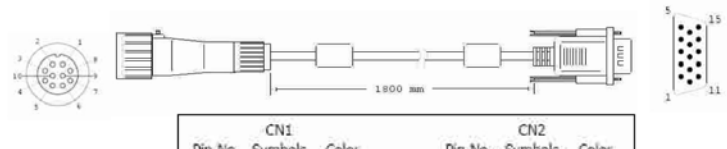
IP65 Cable/PIN Define

DC Power



Pin No.	Symbols	Color	Pin No.	Symbols	Color
CN1-1	VCC	Red	CN2	VCC	Red
CN1-3	GND	Black	CN1	GND	Black
CN1-2	Shield			Shield	

VGA



CN1			CN2		
Pin No.	Symbols	Color	Pin No.	Symbols	Color
1	R	Red	1	R	Red
2	R-GND	Black	2	R-GND	Black
3	G	Green	3	G	Green
4	G-GND	Black	4	G-GND	Black
5	B	Blue	5	B	Blue
6	B-GND	Black	6	B-GND	Black
7	SDA	Yellow	7	SDA	Yellow
8	HS	Orange	8	HS	Orange
9	VS	White	9	VS	White
10	SCL	Brown	10	SCL	Brown

Rev.	Reasons	Revised Date
1.0	New Add	Dec-03-08
1.1	Spec Change	Jan-21-09