

T-Series 10.4" Panel PC

(Intel Pentium M / Celeron M Platform)

Model no.: WCHC1040U1-I

System Specifications:

TFT Characteristics

Pixel Number : 800 x 600
 Brightness : 220 cd/m (typ.)
 Contrast Ratio : 500 : 1 (typ.)
 Viewable Angles : -60~60(H); -60~40(V)
 Max Colors : 262K

Environmental Considerations

Operating Temperature : 0 deg.C to 50deg.C
 Operating Humidity : 30% to 90% (non condensing)



Chassis

SBC Specifications

Processor : Socket 479 for Intel Pentium M / Celeron M up to 2 GHz
 BIOS : Award 4Mbit Flash
 System Chipset : Intel 855GME + ICH4
 Memory Slot : 1 x DIMM, Max 1GB DDR 200/266/333
 Graphic Chipset : Intel 855GME Integrated (64MB shared)
 IDE : 2 x IDE (UDMA 33/66/100)
 KB / Mouse : 2 x PS/2
 Ethernet : 2 x RJ-45
 Audio : Build in AC97 Codec
 USB : 6 x USB 2.0
 Serial : 3 x RS232(1xOptional), 1 x RS232/422/485
 Expansion Slot : 1 x Mini PCI, 1 x PCI*

* A customized housing is needed if you would like to have the PCI expansion.

Output Connectors

Ethernet LAN : 2 x RJ 45-10/100/1000 Mbps
 Keyboard / Mouse : 2 x PS/2
 COM : 2 x RS232, 1 x RS232/422/485 9P DSUB (male)
 Audio : 1 x Audio Jack(Line-Out, Line-In, Mic in)
 USB : 4 x USB Type-A Receptacle
 VGA Out : 1 x VGA (female)

Order Options

SBC	PANEL PC
CPU : Celeron M 1.5GHz* Pentium M 1.73GHz (Optional)	Mechanical : Open Frame Panel Mount (5mm bezel) IP65 (10mm bezel) Chassis
RAM : 256 MB DDR* 512 MB DDR(Optional) 1 GB DDR(Optional)	Touch OS : 5 Wires Resistive(Optional) Windows XPE(Optional) Windows XP (Optional) Linux(Optional)
Storage : 2.5"40 GB HDD* 1 GB Compact Flash(Optional)	
* Default	

Power Specification

Power Input : 12V DC IN (Lockable Power Jack)
 Power Consumption : 65W (typ.)(Max.backlight & high CPU load)

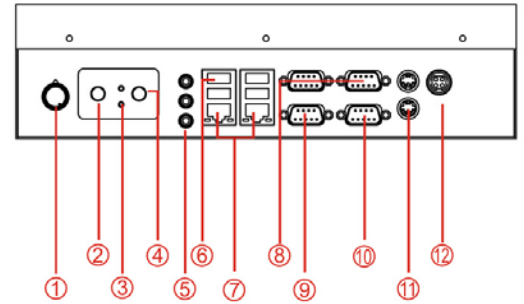
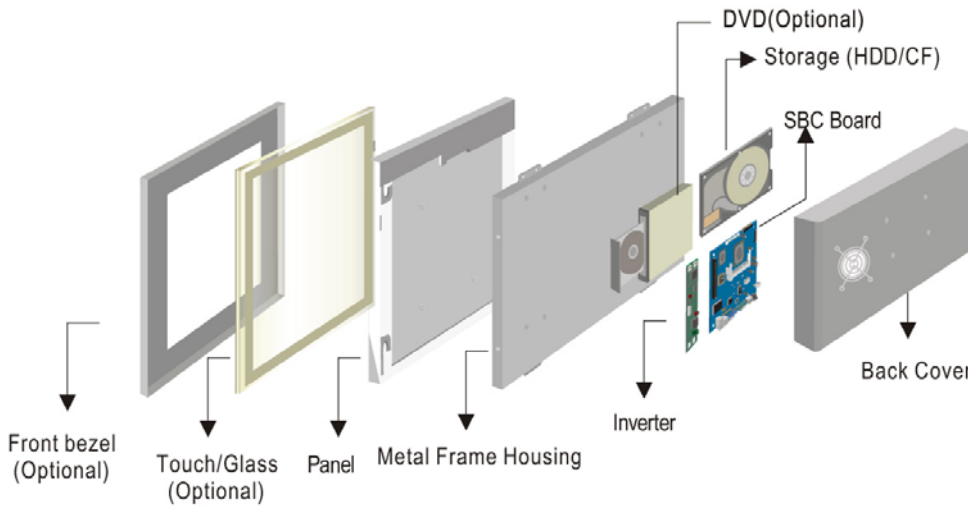
Accessories

External Power Supply 80W w/power cord



Model no.: WCHC1040U1-I

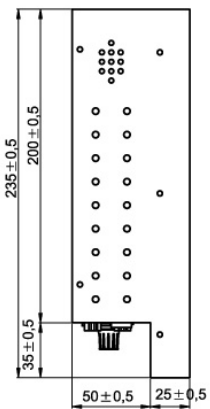
Mechanical Design



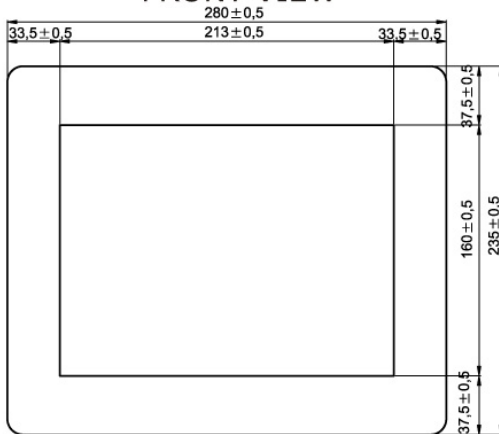
- | | |
|-------------------------------|-------------------------|
| 1. Brightness Adjustment Knob | 7. RJ-45 |
| 2. Power / HDD LED | 8. VGA Out |
| 3. Power On Button | 9. RS-232/422/485 Conn. |
| 4. Power Reset Button | 10. RS-232 Conn. |
| 5. Audio Jack | 11. PS/2 |
| 6. USB | 12. DC IN Power Jack |

Modularized Construction

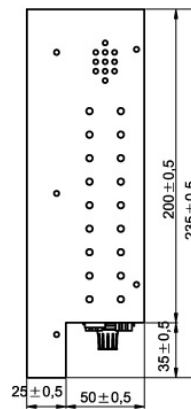
SIDE VIEW



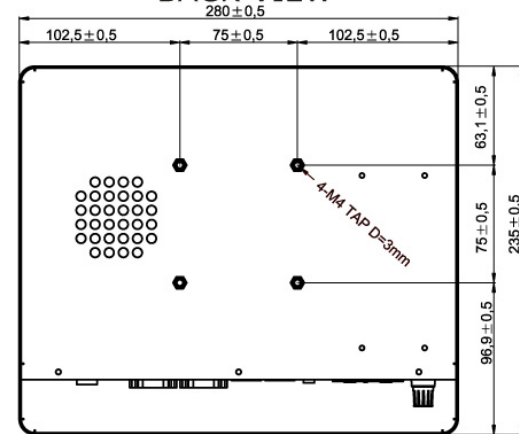
FRONT VIEW



SIDE VIEW



BACK VIEW



Measurements shown in mm
All Dimensions are ± 0.5 mm

BOTTOM VIEW

