

T-Series 15" Panel PC

(Intel Pentium M / Celeron M Platform)

Model no.: WCHC1500M4-I

System Specifications:

TFT Characteristics

Pixel Number : 1024 x 768
 Brightness : 450 cd/m (typ.)
 Contrast Ratio : 700 : 1 (typ.)
 Viewable Angles : -80~80(H); -80~50(V)
 Max Colors : 16.2M

Environmental Considerations

Operating Temperature : 0 deg.C to 50deg.C
 Operating Humidity : 30% to 90% (non condensing)



Chassis

SBC Specifications

Processor : Socket 479 for Intel Pentium M / Celeron M up to 2 GHz
 BIOS : Award 4Mbit Flash
 System Chipset : Intel 855GME + ICH4
 Memory Slot : 1 x DIMM, Max 1GB DDR 200/266/333
 Graphic Chipset : Intel 855GME Integrated (64MB shared)
 IDE : 2 x IDE (UDMA 33/66/100)
 KB / Mouse : 2 x PS/2
 Ethernet : 2 x RJ-45
 Audio : Build in AC97 Codec
 USB : 6 x USB 2.0
 Serial : 3 x RS232(1xOptional), 1 x RS232/422/485
 Expansion Slot : 1 x Mini PCI, 1 x PCI*

* A customized housing is needed if you would like to have the PCI expansion.

Output Connectors

Ethernet LAN : 2 x RJ 45-10/100/1000 Mbps
 Keyboard / Mouse : 2 x PS/2
 COM : 2 x RS232 9P DSUB (male),
 1 x RS232/422/485 9P DSUB (male)
 USB : 4 x USB Type-A Receptacle
 VGA Out : 1 x VGA (female)

Order Options

SBC	PANEL PC
CPU : Celeron M 1.5GHz* Pentium M 1.73GHz (Optional)	Mechanical : Open Frame Panel Mount (5mm bezel) IP65 (10mm bezel) Chassis
RAM : 256 MB DDR* 512 MB DDR(Optional) 1 GB DDR(Optional)	Touch OS : 5 Wires Resistive(Optional) Windows XPE(Optional) Windows XP (Optional) Linux(Optional)
Storage : 3.5"80 GB HDD* 1 GB Compact Flash(Optional)	
* Default	

Power Specification

Power Input : 12V DC IN (Lockable Power Jack)
 Power Consumption : 67W (typ.)(Max.backlight & high CPU load)

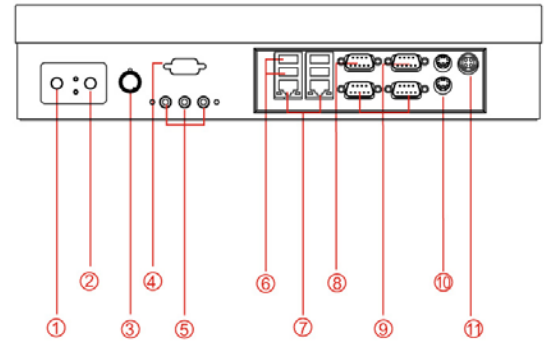
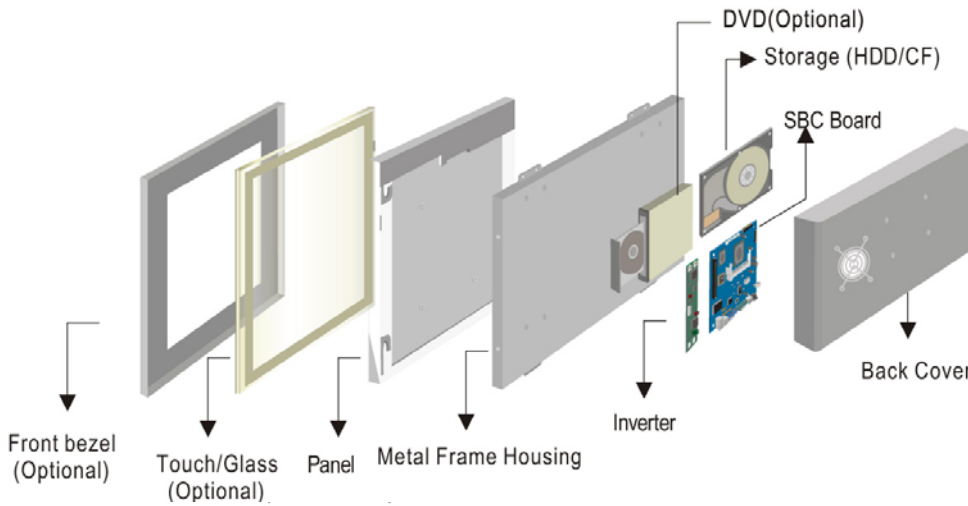
Accessories

External Power Supply 80W w/power cord



Model no.: WCHC1500M4-I

Mechanical Design



- 1. Power On Button
- 2. Power Reset Button
- 3. Brightness Adjustment Knob
- 4. RS-232 Conn.(Optional)
- 5. Audio Jack
- 6. USB
- 7. RJ-45
- 8. VGA Out
- 9. RS-232 Conn.
- 10. PS/2
- 11. DC-IN Power Jack

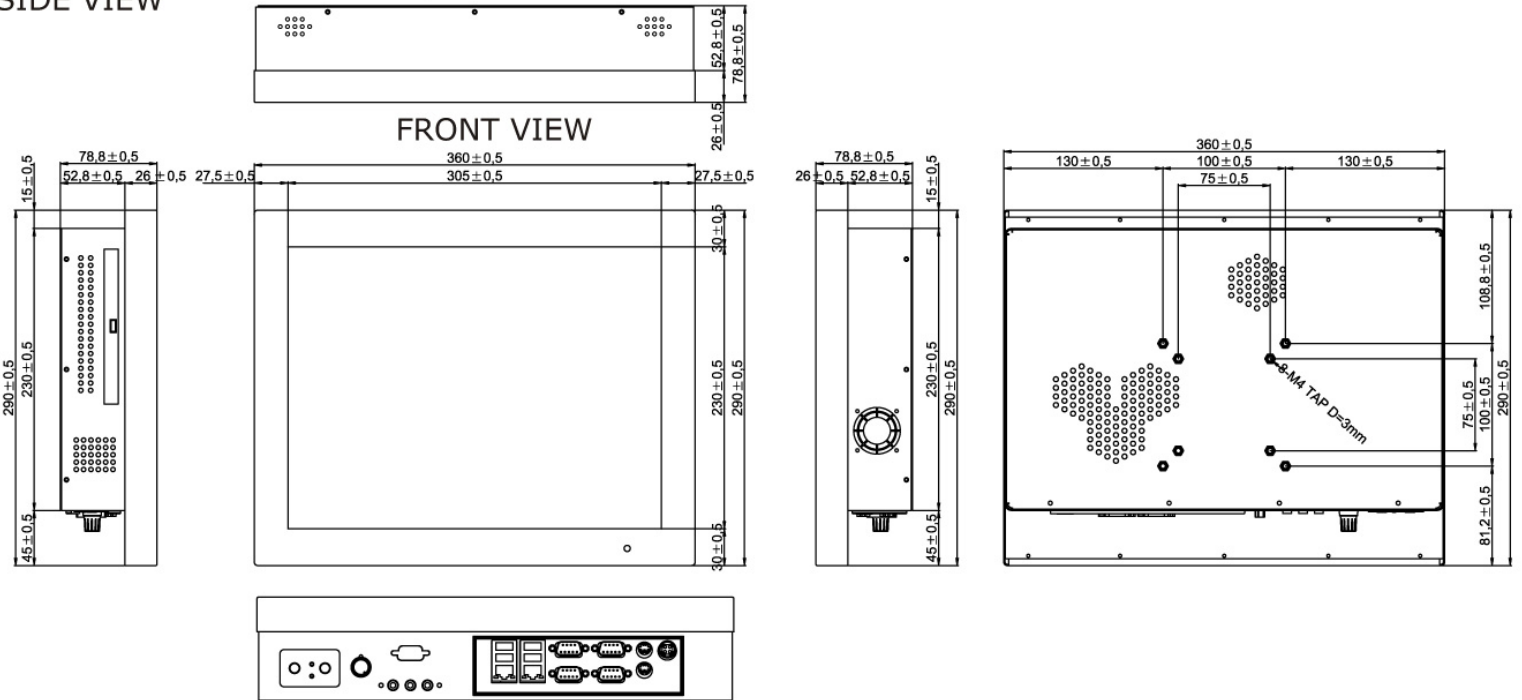
Modularized Construction

SIDE VIEW

TOP VIEW

SIDE VIEW

BACK VIEW



Measurements shown in mm
 All Dimensions are ± 0.5 mm

