

# Fanless Panel PC

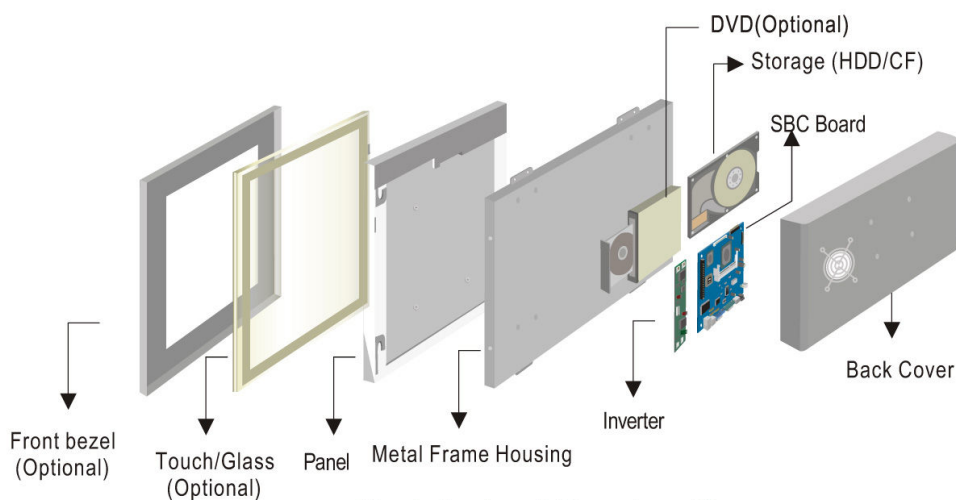
## Chassis Mount

Model: WCHFC1040P1-I

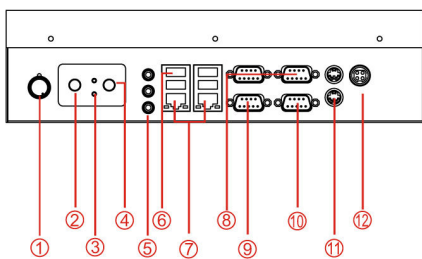
### Mechanical Design



Model: WCHFC1040P1-I

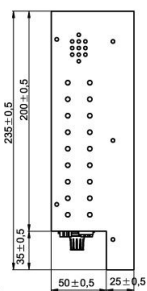


### Modularized Construction

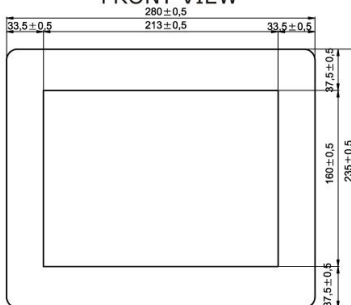


- 1. Brightness Adjustment Knob
- 2. Power / HDD LED
- 3. Power On Button
- 4. Power Reset Button
- 5. Audio Jack
- 6. USB
- 7. RJ-45
- 8. VGA Out
- 9. RS-232/422/485 Conn.
- 10. RS-232 Conn.
- 11. PS/2
- 12. DC IN Power Jack

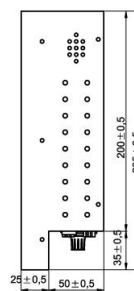
SIDE VIEW



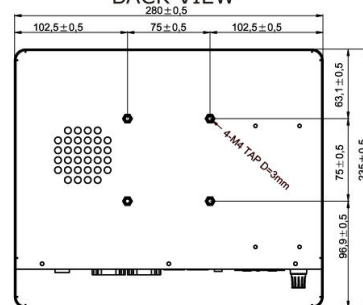
FRONT VIEW



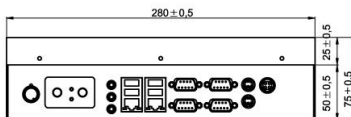
SIDE VIEW



BACK VIEW



Measurements shown in mm  
 All Dimensions are ± 0.5 mm



BOTTOM VIEW



# Fanless Panel PC

## Chassis Mount

Model: WCHFC1040P1-I

### System Specifications

#### TFT Characteristics :

Resolutions	800 x 600
Brightness	350 cd/m (typ.)
Contrast Ratio	500 : 1(typ.)
Viewing Angles	-60~60(H);-60~40(V)
Max Colors	16.2M

#### SBC Specifications :

Processor	Intel Celeron M 1.0 GHz ULV Platform
BIOS	Award 4Mbit Flash
System Chipset	Intel 855GME + ICH4
Memory Slot	1 x DIMM, Max 1GB DDR 200/266/333
Graphic Chipset	Intel 855GME Integrated (64MB shared )
IDE	2 x IDE (UDMA 33/66/100)
KB/Mouse	2 x PS/2
Ethernet	2 x RJ-45
Audio	Built in AC97 codec
USB	6 x USB2.0
Serial	3 x RS232 (1 x Optional) ,1 x RS232/422/485
Expansion Slot	1 x Mini PCI, 1 x PCI*

- A customized housing is needed if you would like to have the PCI expansion.

#### Environment Considerations :

Operating Temperature	0 deg.C to 50deg.C
Operating Humidity	30% to 90% (non condensing)

#### Input/ Output Connectors :

Ethernet LAN	2 x RJ 45-10/100/1000 Mbps
Keyboard / Mouse	2 x PS/2
COM	2 x RS232, 1 x RS232/422/485 9P DSUB (male)
Audio	1 x Audio Jack(Line-Out, Line-In, Mic in)
USB	4 x USB Type-A Receptacle
VGA Out	1 x VGA (female)

#### Order Options :

SBC		Panel PC	
<u>CPU</u>	Intel Celeron M 1.0 GHz ULV Platform	<u>Mechanical</u>	Open Frame Panel Mount (5mm bezel) IP65 (10mm bezel) Chassis
<u>RAM</u>	<b>256 MB DDR*</b>	<u>Touch</u>	5 Wires Resistive(Optional)
	512 MB DDR(Optional)	<u>OS</u>	Windows XPE(Optional) Windows XP(Optional) Linux(Optional)
	1 GB DDR(Optional)		
<u>Storage</u>	<b>2.5"40 GB HDD*</b>		
	1 GB Compact Flash(Optional)		
<b>* Default</b>			

Power Input	12V DC IN (Lockable Power Jack)
Power Consumption	50W (typ.)(Max.backlight & high CPU load)

#### Accessories :

External Power Supply 80W w/power cord

