

# S-Series 8.4" Panel PC

## (AMD Geode LX-800 500MHz CPU)



Chassis

Model no.: WCHHC8400T1-A

### System Specifications:

#### TFT Characteristics:

Resolutions : 800 x 600  
 Brightness : 490\*cd/m2 (typ.)  
 Contrast Ratio : 300 :1 (typ.)  
 Viewing Angles : 100(H);90(V)  
 Max Colors : 262,144 (6bits/color)

#### Power Specification:

Power Input Temperature :DC IN (Lockable, Power Jack)  
 Power Consumption :12V, 23W (typ.)

#### Outdoor Readability

| Ambient light(nit)           | Brightness measure Angle | 15,000 | 30,000 | 80,000 |
|------------------------------|--------------------------|--------|--------|--------|
| Brightness gain(BL off)(nit) | 35                       | 530    | 680    | 1,150  |
| Reflectance(net)(%)          |                          | 1.2%   | 1.1%   | 1%     |

\* Average brightness measured at center point under bright after enhancement. Actual number may deviate from this number due to original panel's brightness deviation.

\*\* Expected brightness under different ambient environment. Simulated brightness number for reference.

#### Environmental Considerations:

Operating Temperature :0 deg.C to45deg.C  
 Operating Humidity :30% to 90% (non condensing)

#### Output Connectors:

Ethernet LAN :1 x RJ45-10/100Mbps  
 Keyboard / Mouse :1 x PS/2  
 COM :1 x RS232 9P DSUB(male)  
 USB :2 x USB Type-A Receptacle  
 VGA Out :1 x VGA 15P DSUB(female)  
 CF :1 x Type I/II Socket

#### SBC Specifications:

Processor :AMD Geode LX-800 500MHZ CPU  
 BIOS :Award 4Mbit Flash  
 System Chipset :AMD CS5536 Companion Device  
 Memory Slot :1 x SODIMM,Max 1GB DDR400  
 Graphic Chipset :AMD®Geode LX800Integrated (64MB shared)  
 IDE :1 xIDE(UDMA33)  
 CF :1 x Type I/II CFsocket  
 KB/Mouse :1 x PS/2  
 Ethernet :1 x RJ-45(Realtek RTL8110S 10/100 Mbps)  
 VGA :1 x VGAConn.  
 Audio :Built inAC97 codec  
 USB :4XUSB2.0  
 Serial :3 x RS232,1 x RS232/422/485  
 Parallel :1 x LPT  
 Expansion Slot :1 x MiniPCI  
 Power Input :DC IN (Lockable,PowerJack)  
 Certifications :CE, FCC, RoHS


#### Order options:

| SBC                      | PANEL PC                            |
|--------------------------|-------------------------------------|
| CPU :AMD LX-800 500MHz*  | Mechanical : Open Frame             |
| RAM :256 MB DDR*         | Panel Mount (5mm bezel)             |
| :512 MB DDR(Optional)    | IP65 (10mm bezel)                   |
| 1 GB DDR(Optional)       | Chassis                             |
| Storage :2.5" 40 GB HDD* | Touch : 5 Wires Resistive(Optional) |
| 1 GB Compact Flash(opt)  | OS : Windows XPE(Optional)          |
| *Default                 | Windows XP (Optional)               |
|                          | Linux(Optional)                     |

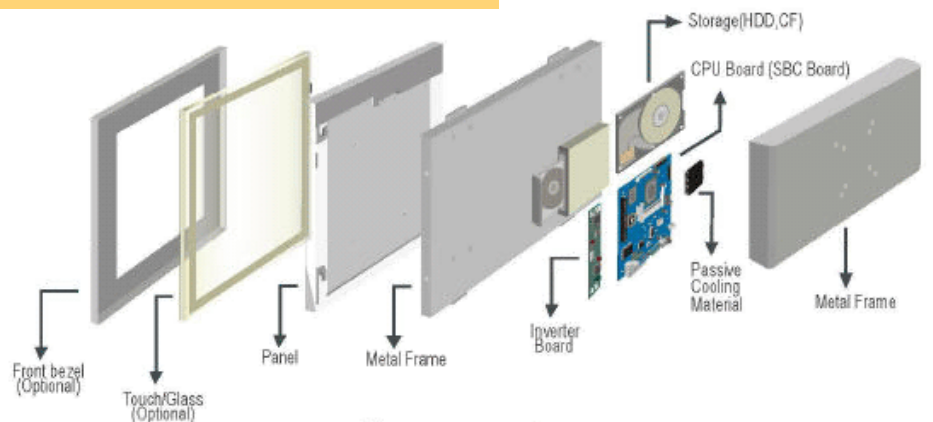
#### Accessories:

External Power Supply 60W w/power cord  
 Y Cable for Keyboard / Mouse

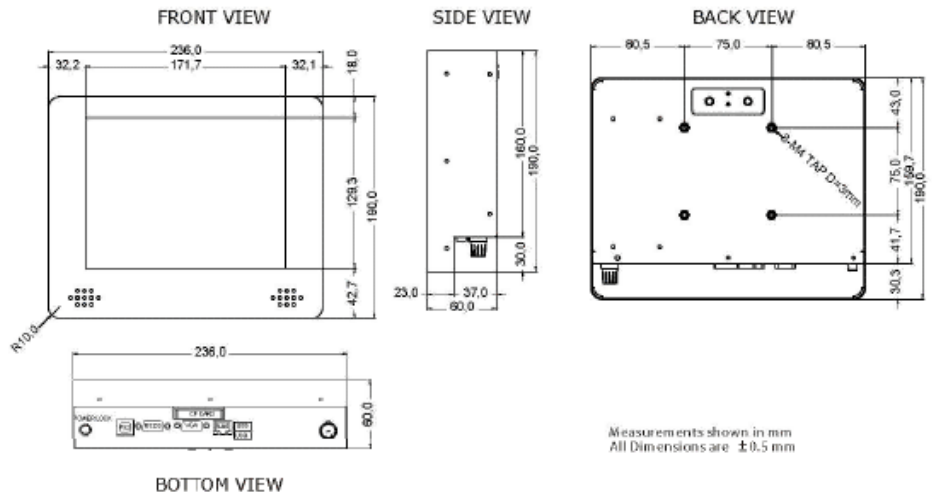
#### Mechanical Design:



- Power On Button
- Power / HDD LED
- Power Reset Button
- Brightness Adjustment Knob
- USB
- RJ-45
- CF Socket
- VGA Conn.
- RS-232 Conn.
- PS/2
- DC-IN Lockable Pow



#### Modularized Construction



Distributed by  
 i-Tech Company LLC  
 TOLL FREE: (888) 483-2418 • EMAIL: [info@iTechLCD.com](mailto:info@iTechLCD.com) • WEB: [www.iTechLCD.com](http://www.iTechLCD.com)