


S-Series 6.4" Panel PC

(AMD Geode LX-800 500MHz CPU)



Open Frame

Model no.: WOFHC6400P1-A

System Specifications:

TFT Characteristics:

Resolutions : 640 x 480
 Brightness : 490*cd/m2 (typ.)
 Contrast Ratio : 400 :1 (typ.)
 Viewing Angles : -50~50(H);-35~15(V)
 Max Colors : 262,144

Power Specification:

Power Input Temperature :DC IN (Lockable, Power Jack)
 Power Consumption :12V, 20W (typ.)

Outdoor Readability

Ambient light(nit)	Brightness measure Angle	15,000	30,000	80,000
Brightness gain(BL off)(nit)	35	535	640	960
Reflectance(net)(%)		0.9%	0.8%	0.7%

* Average brightness measured at center point under bright after enhancement. Actual number may deviate from this number due to original panel's brightness deviation.
 ** Expected brightness under different ambient environment. Simulated brightness number for reference.

Environmental Considerations:

Operating Temperature :0 deg.C to45deg.C
 Operating Humidity :30% to 90% (non condensing)

Output Connectors:

Ethernet LAN :1 x RJ45-10/100Mbps
 Keyboard / Mouse :1 x PS/2
 COM :1 x RS232 9P DSUB(male)
 USB :2 x USB Type-A Receptacle
 VGA Out :1 x VGA 15P DSUB(female)
 CF :1 x Type I/II Socket

SBC Specifications:

Processor :AMD Geode LX-800 500MHZ CPU
 BIOS :Award 4Mbit Flash
 System Chipset :AMD CS5536 Companion Device
 Memory Slot :1 x SODIMM,Max 1GB DDR400
 Graphic Chipset :AMD®Geode LX800Integrated (64MB shared)
 IDE :1 xIDE(UDMA33)
 CF :1 x Type I/II CFsocket
 KB/Mouse :1 x PS/2
 Ethernet :1 x RJ-45(Realtek RTL8110S 10/100 Mbps)
 VGA :1 xVGAConn.
 Audio :Built inAC97 codec
 USB :4XUSB2.0
 Serial :3 x RS232,1 x RS232/422/485
 Parallel :1 x LPT
 Expansion Slot :1 x MiniPCI
 Power Input :DC IN (Lockable,PowerJack)
 Certifications :CE, FCC, RoHS

Order options:

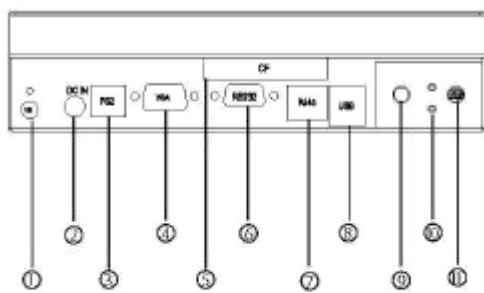
SBC	PANEL PC
CPU :AMD LX-800 500MHZ*	Mechanical : Open Frame
RAM :256 MB DDR*	Panel Mount (5mm bezel)
:512 MB DDR(Optional)	IP65 (10mm bezel)
1 GB DDR(Optional)	Chassis
Storage : 1 GB DDR(Optional)	Touch : 4 Wires Resistive(Optional)
	OS : Windows XPE(Optional)
	Windows XP (Optional)
	Linux(Optional)

*Default

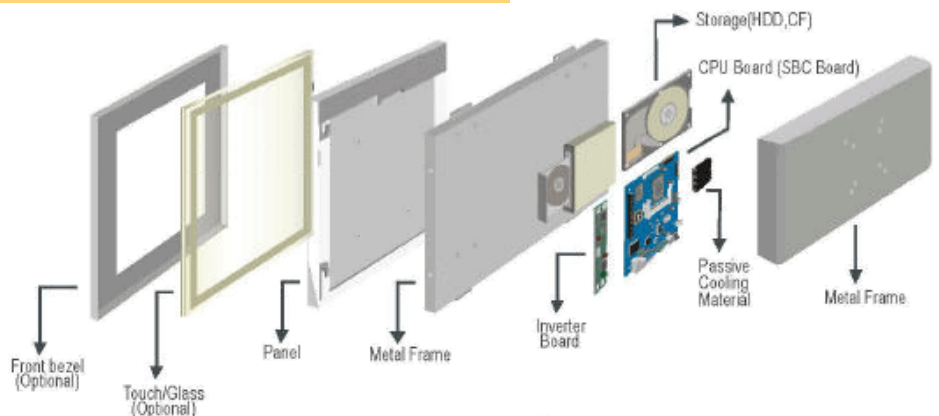
Accessories:

External Power Supply 60W w/power cord
 Y Cable for Keyboard / Mouse

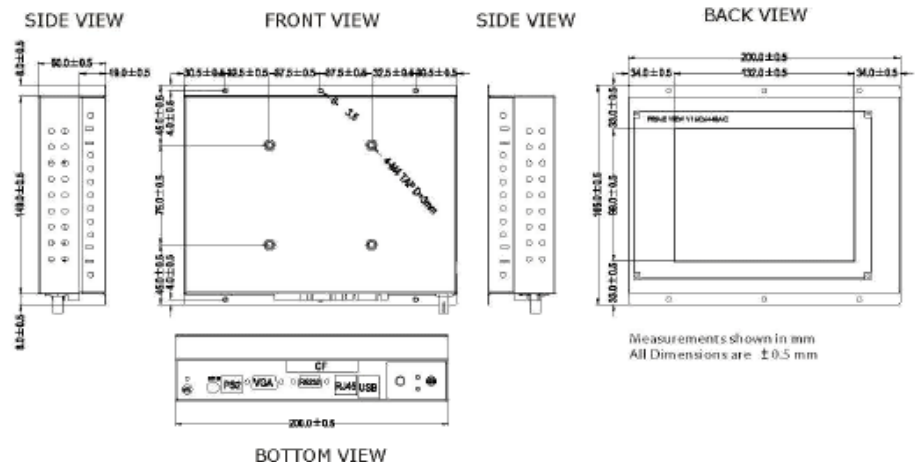
Mechanical Design:



- Brightness Adjustment Knob
- DC-IN Lockable Power Jack
- PS/2
- VGA Conn.
- CF Socket
- RS-232 Conn.
- RJ-45
- USB
- Power On Button
- Power / HDD LED
- Power Reset Button



Modularized Construction



Measurements shown in mm
 All Dimensions are ±0.5 mm



Distributed by
 i-Tech Company LLC
 TOLL FREE: (888) 483-2418 • EMAIL: info@iTechLCD.com • WEB: www.iTechLCD.com