

# T-Series 10.4" Panel PC

(Intel Pentium M / Celeron M Platform)

Model no.: WOPC1040P1-I


## System Specifications:

### TFT Characteristics

Pixel Number : 800 x 600  
 Brightness : 350 cd/m (typ.)  
 Contrast Ratio : 500 : 1 (typ.)  
 Viewable Angles : -60~60(H); -60~40(V)  
 Max Colors : 16.2M

### Environmental Considerations

Operating Temperature : 0 deg.C to 50deg.C  
 Operating Humidity : 30% to 90% (non condensing)



Open Frame

### SBC Specifications

Processor : Socket 479 for Intel Pentium M / Celeron M up to 2 GHz  
 BIOS : Award 4Mbit Flash  
 System Chipset : Intel 855GME + ICH4  
 Memory Slot : 1 x DIMM, Max 1GB DDR 200/266/333  
 Graphic Chipset : Intel 855GME Integrated (64MB shared )  
 IDE : 2 x IDE (UDMA 33/66/100)  
 KB / Mouse : 2 x PS/2  
 Ethernet : 2 x RJ-45  
 Audio : Build in AC97 Codec  
 USB : 6 x USB 2.0  
 Serial : 3 x RS232(1xOptional), 1 x RS232/422/485  
 Expansion Slot : 1 x Mini PCI, 1 x PCI\*

\* A customized housing is needed if you would like to have the PCI expansion.

### Output Connectors

Ethernet LAN : 2 x RJ 45-10/100/1000 Mbps  
 Keyboard / Mouse : 2 x PS/2  
 COM : 2 x RS232, 1 x RS232/422/485 9P DSUB (male)  
 Audio : No Audio, by Customize  
 USB : 4 x USB Type-A Receptacle  
 VGA Out : 1 x VGA (female)

### Order Options

SBC	PANEL PC
CPU : <b>Celeron M 1.5GHz*</b> Pentium M 1.73GHz (Optional)	Mechanical : Open Frame Panel Mount (5mm bezel) IP65 (10mm bezel) Chassis
RAM : 256 MB DDR* 512 MB DDR(Optional) 1 GB DDR(Optional)	Touch OS : 5 Wires Resistive(Optional) Windows XPE(Optional) Windows XP (Optional) Linux(Optional)
Storage : 2.5"40 GB HDD* 1 GB Compact Flash(Optional)	
* Default	

### Power Specification

Power Input : 12V DC IN (Lockable Power Jack)  
 Power Consumption : 65W (typ.)(Max.backlight & high CPU load)

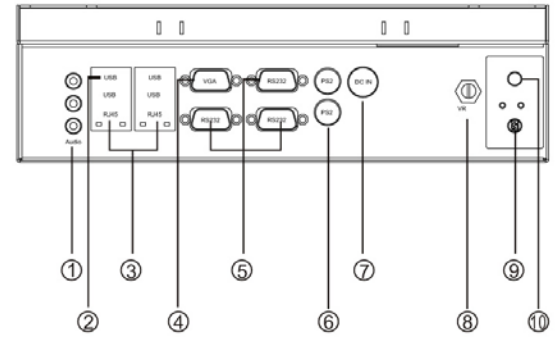
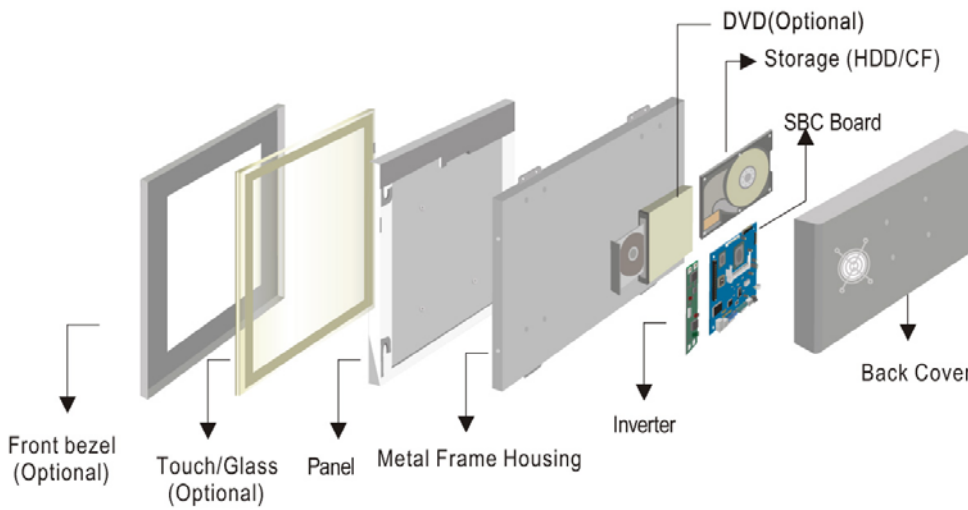
### Accessories

External Power Supply 80W w/power cord



Model no.: WOPC1040P1-I

**Mechanical Design**



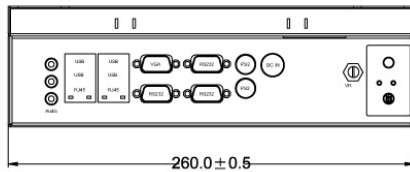
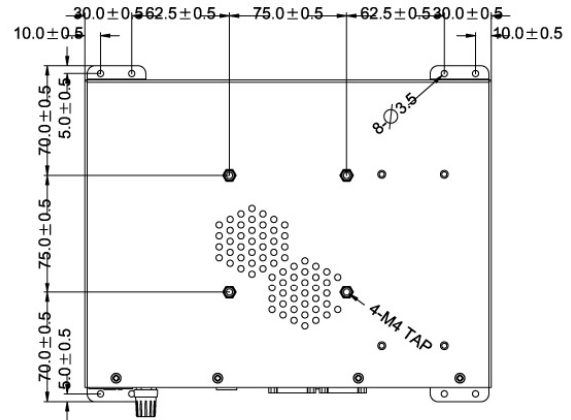
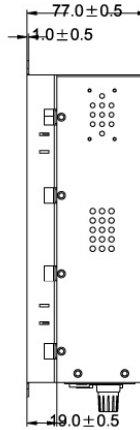
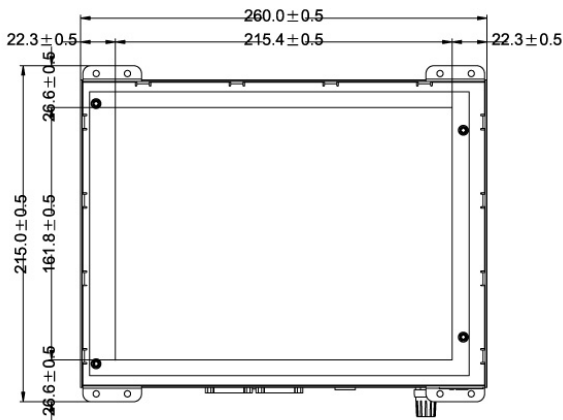
- |                 |                                |
|-----------------|--------------------------------|
| 1. Audio Jack   | 6. PS/2                        |
| 2. USB          | 7. DC-IN Power Jack            |
| 3. RJ-45        | 8. Brightness Adjustment Knobs |
| 4. VGA Out      | 9. Power Reset Button          |
| 5. RS-232 Conn. | 10. Power On Button            |

**Modularized Construction**

FRONT VIEW

SIDE VIEW

BACK VIEW



BOTTOM VIEW

Measurements shown in mm  
 All Dimensions are ± 0.5 mm

