

S-Series 12.1" Panel PC

(AMD Geode LX-800 500MHz CPU)

Model no.: WOPC1210M3-A

System Specifications:

TFT Characteristics

Pixel Number : 800 x 600
 Brightness : 450 cd/m (typ.)
 Contrast Ratio : 1000 :1 (typ.)
 Viewable Angles : -89~89(H);-89~89(V)
 Max Colors : 262,144 (6bits/color)

Environmental Considerations

Operating Temperature : 0 deg. C to 45deg. C
 Operating Humidity : 30% to 90% (non condensing)



Open Frame

SBC Specifications

Processor : AMD® Geode LX-800 500MHz CPU
 BIOS : Award 4Mbit Flash
 System Chipset : AMD CS5536 Companion Device
 Memory Slot : 1 x SODIMM, MAX 1GB DDR400
 Graphic Chipset : AMD® Geode LX800 Integrated (64MB shared)
 IDE : 1 x IDE (UDMA 33)
 CF : 1 x Type I/II CF socket
 KB / Mouse : 1 x PS/2
 Ethernet : 1 x RJ-45(Realtek RTL8110S 10/100 Mbps)
 VGA : 1 x VGA Connector
 Audio : Built in AC97 Codec
 USB Ports : 4 x USB 2.0
 Serial Ports : 3 x RS232, 1 x RS232/422/485
 Parallel : 1 X LPT
 Expansion Slot : 1 x Mini PCI
 Power Input : DC IN (Lockable, Power Jack)
 Certifications : CE, FCC, RoHS

Output Connectors

Ethernet LAN : 1 x RJ45-10/100 Mbps
 Keyboard / Mouse : 1 x PS/2
 COM : 1 x RS232 9P DUSB (male)
 USB : 2 x USB Type-A Receptacle
 VGA Out : 1 x VGA 15P DSUB (female)
 CF : 1 x Type I/II CF socket

Order Options

SBC	PANEL PC
CPU : AMD LX-800 500MHz*	Mechanical : Open Frame
RAM : 256 MB DDR*	Panel Mount (5mm bezel)
512 MB DDR(Optional)	IP65 (10mm bezel)
1 GB DDR(Optional)	Chassis
Storage : 2.5" 40GB HDD	Touch : 5 Wires Resistive(Optional)
1 GB Compact Flash (Opt)	OS : Windows XPE(Optional)
* Default	Windows XP (Optional)
	Linux(Optional)

Power Specification

Power Input Temperature : DC IN (Lockable, Power Jack)
 Power Consumption : 12V, 23W (typ.)

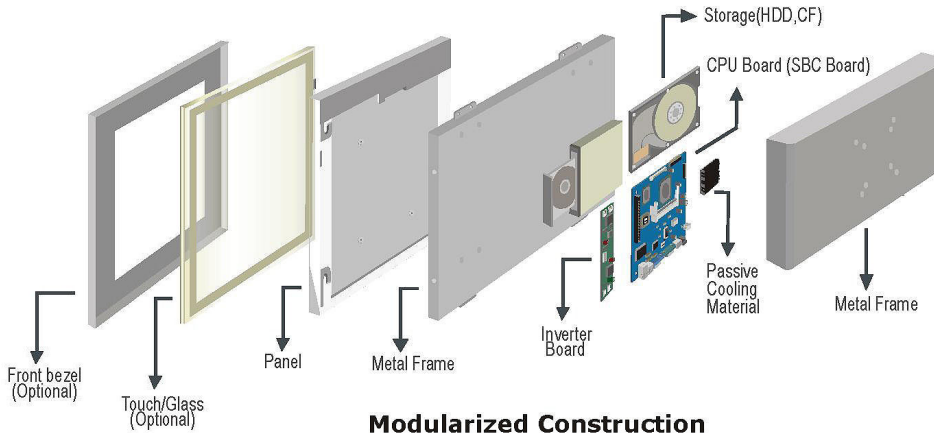
Accessories

External Power Supply 60W w/power cord
 Y Cable for Keyboard / Mouse

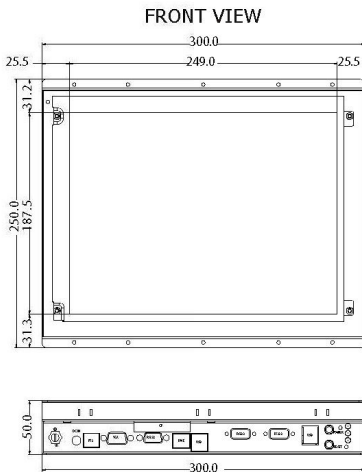


Model no.: WOPC1210M3-A

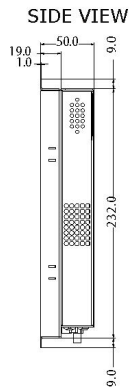
Mechanical Design



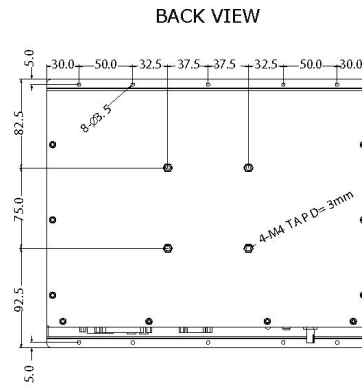
Modularized Construction



FRONT VIEW
BOTTOM VIEW




SIDE VIEW



BACK VIEW

Measurements shown in mm
All Dimensions are ± 0.5 mm



- | | |
|----------------------------|---------------------------------|
| 1. Power / HDD LED | 8. USB |
| 2. Power On Button | 9. CF Socket |
| 3. Power Reset Button | 10. VGA Conn . |
| 4. USB (Optional) | 11. RS-23 2 Conn. |
| 5. RS-232 Co nn.(Optional) | 12. PS/2 |
| 6. RS-232 Co nn.(Optional) | 13. DC-IN Lockable Power Jack |
| 7. RJ-45 | 14. Brightness Adjustment Knodo |

