

# S-Series 5.7" Panel PC

(AMD Geode LX-800 500MHz CPU)

Model no.: WOPC5700M1-A


## System Specifications:

### TFT Characteristics

Pixel Number : 640 x 480  
 Brightness : 200 cd/m (typ.)  
 Contrast Ratio : 150:1 (typ.)  
 Viewable Angles : -80~80 (H); -80~45 (V)  
 Max Colors : 262K

### Environmental Considerations

Operating Temperature : 0 deg.C to 45deg.C  
 Operating Humidity : 30% to 90% (non condensing)



Open Frame

### SBC Specifications

Processor : AMD® Geode LX-800 500MHz CPU  
 BIOS : Award 4Mbit Flash  
 System Chipset : AMD CS5536 Companion Device  
 Memory Slot : 1 x SODIMM, MAX 1GB DDR400  
 Graphic Chipset : AMD® Geode LX800 Integrated (64MB shared)  
 IDE : 1 x IDE (UDMA 33)  
 CF : 1 x Type I/II CF socket  
 KB / Mouse : 1 x PS/2  
 Ethernet : 1 x RJ-45(Realtek RTL8110S 10/100 Mbps)  
 VGA : 1 x VGA Connector  
 Audio : Built in AC97 Codec  
 USB Ports : 4 x USB 2.0  
 Serial Ports : 3 x RS232, 1 x RS232/422/485  
 Parallel : 1 X LPT  
 Expansion Slot : 1 x Mini PCI  
 Power Input : DC IN (Lockable, Power Jack)  
 Certifications : CE, FCC, RoHS

### Output Connectors

Ethernet LAN : 1 x RJ45-10/100 Mbps  
 Keyboard / Mouse : 1 x PS/2  
 COM : 1 x RS232 9P DUSB (male)  
 USB : 2 x USB Type-A Receptacle  
 VGA Out : 1 x VGA 15P DSUB (female)  
 CF : 1 x Type I/II CF socket

### Order Options

SBC	PANEL PC
CPU : AMD LX-800 500MHz*	Mechanical : Open Frame
RAM : 256 MB DDR*	Panel Mount (5mm bezel)
512 MB DDR(Optional)	IP65 (10mm bezel)
1 GB DDR(Optional)	Chassis
Storage : 1 GB Compact Flash	Touch : 4 Wires Resistive(Optional)
* Default	OS : Windows XPE(Optional)
	Windows XP (Optional)
	Linux(Optional)

### Power Specification

Power Input Temperature : DC IN (Lockable, Power Jack)  
 Power Consumption : 12V, 20W (typ.)

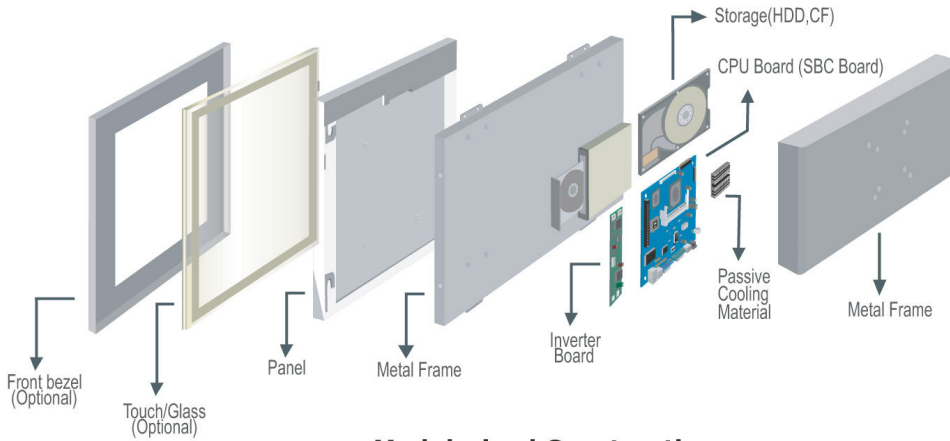
### Accessories

External Power Supply 60W w/power cord  
 Y Cable for Keyboard / Mouse



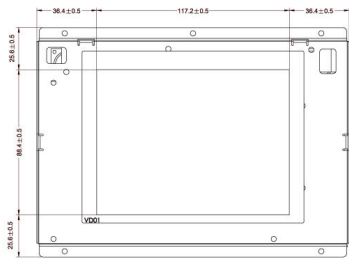
Model no.: WOPC5700M1-A

## Mechanical Design

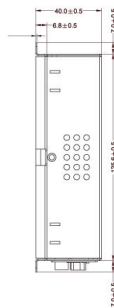


### Modularized Construction

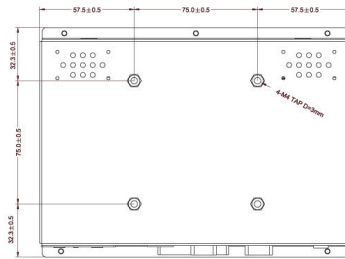
FRONT VIEW




SIDE VIEW



BACK VIEW



Measurements shown in mm  
All Dimensions are  $\pm 0.5$  mm



1. Power Reset Button
2. Power / HDD LED
3. Power On Button
4. USB
5. RJ-45
6. CF Socket

7. VGA Conn.
8. RS-232 Conn.
9. PS/2
10. DC-IN Lockable Power Jack

BOTTOM VIEW

