

T-Series 10.4" Panel PC

(Intel Pentium M / Celeron M Platform)

Model no.: WPMC1040M1-I

System Specifications:

TFT Characteristics

Pixel Number : 640 x 480
 Brightness : 450 cd/m (typ.)
 Contrast Ratio : 1500 : 1(typ.)
 Viewable Angles : -88~88(H);-88~88(V)
 Max Colors : 262,144

Environmental Considerations

Operating Temperature : 0 deg.C to 50deg.C
 Operating Humidity : 30% to 90% (non condensing)



Panel Mount (5mm front bezel)

SBC Specifications

Processor : Socket 479 for Intel Pentium M / Celeron M up to 2 GHz
 BIOS : Award 4Mbit Flash
 System Chipset : Intel 855GME + ICH4
 Memory Slot : 1 x DIMM, Max 1GB DDR 200/266/333
 Graphic Chipset : Intel 855GME Integrated (64MB shared)
 IDE : 2 x IDE (UDMA 33/66/100)
 KB / Mouse : 2 x PS/2
 Ethernet : 2 x RJ-45
 Audio : Build in AC97 Codec
 USB : 6 x USB 2.0
 Serial : 3 x RS232(1xOptional),1 x RS232/422/485
 Expansion Slot : 1 x Mini PCI, 1 x PCI*

* A customized housing is needed if you would like to have the PCI expansion.

Output Connectors

Ethernet LAN : 2 x RJ 45-10/100/1000 Mbps
 Keyboard / Mouse : 2 x PS/2
 COM : 2 x RS232, 1 x RS232/422/485 9P DSUB (male)
 Audio : 1 x Audio Jack(Line-Out, Line-In, Mic in) (optional)
 USB : 4 x USB Type-A Receptacle
 VGA Out : 1 x VGA (female)

Order Options

SBC	PANEL PC
CPU : Celeron M 1.5GHz* Pentium M 1.73GHz (Optional)	Mechanical : Open Frame Panel Mount (5mm bezel) IP65 (10mm bezel) Chassis
RAM : 256 MB DDR* 512 MB DDR(Optional) 1 GB DDR(Optional)	Touch OS : 5 Wires Resistive(Optional) Windows XPE(Optional) Windows XP (Optional) Linux(Optional)
Storage : 2.5"40 GB HDD* 1 GB Compact Flash(Optional)	
* Default	

Power Specification

Power Input : 12V DC IN (Lockable Power Jack)
 Power Consumption : 65W (typ.)(Max.backlight & high CPU load)

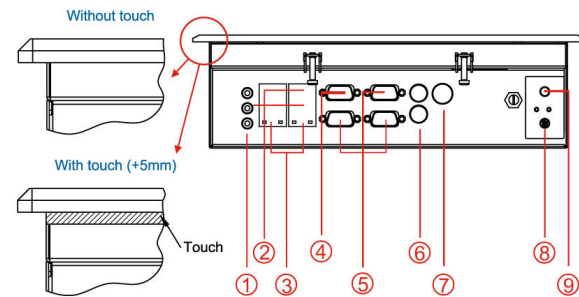
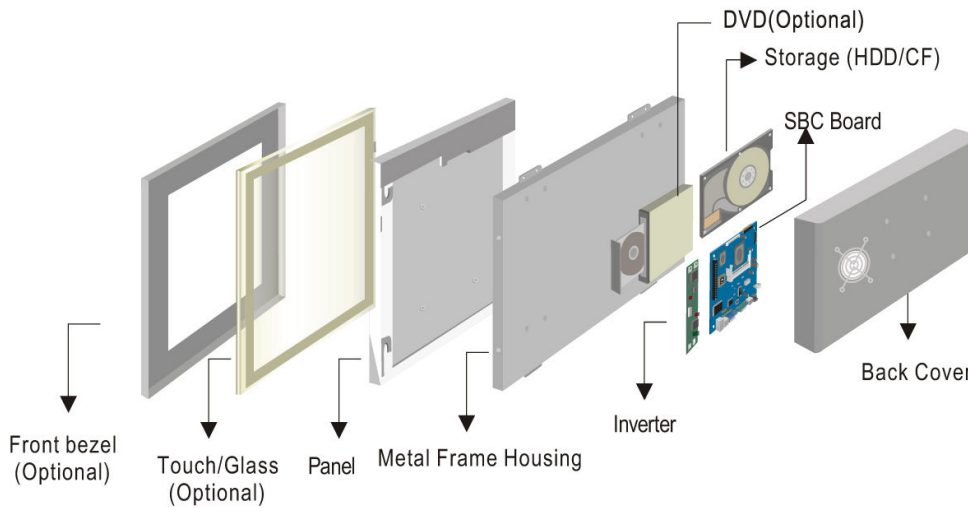
Accessories

Mounting Kit (for Panel Mount 5mm)
 External Power Supply 80W w/power cord



Model no.: WPMC1040M1-I

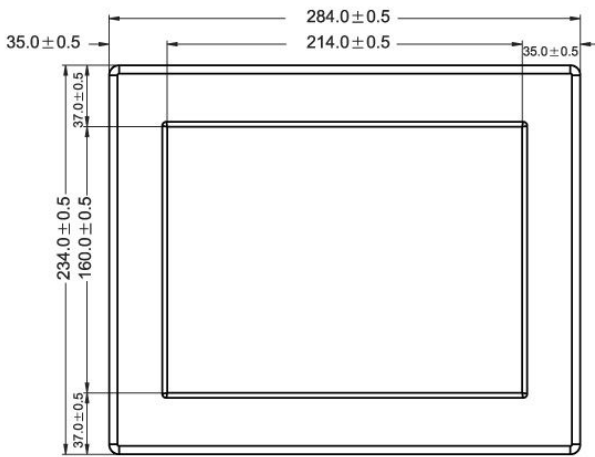
Mechanical Design



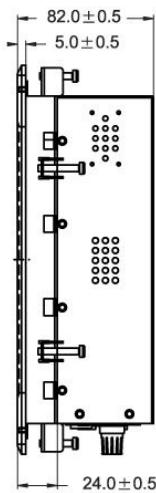
- 1. Audio Jack
- 2. USB
- 3. RJ-45
- 4. VGA Out
- 5. RS-232 Conn
- 6. PS/2
- 7. DC IN Power Jack
- 8. Power On Button
- 9. Power Reset Button

Modularized Construction

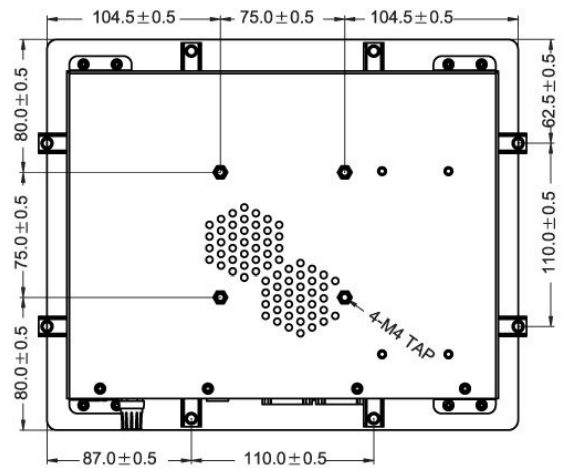
FRONT VIEW



SIDE VIEW

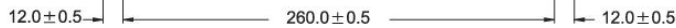


BACK VIEW



Measurements shown in mm
 All Dimensions are ± 0.5 mm

12.0±0.5



BOTTOM VIEW

