

# S-Series 10.4" Panel PC

(AMD Geode LX-800 500MHz CPU)

Model no.: WPMC1040U1-A

## System Specifications:

### TFT Characteristics

Pixel Number : 800 x 600  
 Brightness : 220 cd/m (typ.)  
 Contrast Ratio : 500 :1 (typ.)  
 Viewable Angles : -60~60(H);-65~35 (V)  
 Max Colors : 262,144

### Environmental Considerations

Operating Temperature : 0 deg. C to 45deg. C  
 Operating Humidity : 30% to 90% (non condensing)



Panel Mount (5mm front bezel)

### SBC Specifications

Processor : AMD® Geode LX-800 500MHz CPU  
 BIOS : Award 4Mbit Flash  
 System Chipset : AMD CS5536 Companion Device  
 Memory Slot : 1 x SODIMM, MAX 1GB DDR400  
 Graphic Chipset : AMD® Geode LX800 Integrated (64MB shared)  
 IDE : 1 x IDE (UDMA 33)  
 CF : 1 x Type I/II CF socket  
 KB / Mouse : 1 x PS/2  
 Ethernet : 1 x RJ-45(Realtek RTL8110S 10/100 Mbps)  
 VGA : 1 x VGA Connector  
 Audio : Built in AC97 Codec  
 USB Ports : 4 x USB 2.0  
 Serial Ports : 3 x RS232, 1 x RS232/422/485  
 Parallel : 1 X LPT  
 Expansion Slot : 1 x Mini PCI  
 Power Input : DC IN (Lockable, Power Jack)  
 Certifications : CE, FCC, RoHS

### Output Connectors

Ethernet LAN : 1 x RJ45-10/100 Mbps  
 Keyboard / Mouse : 1 x PS/2  
 COM : 1 x RS232 9P DUSB (male)  
 USB : 2 x USB Type-A Receptacle  
 VGA Out : 1 x VGA 15P DSUB (female)  
 CF : 1 x Type I/II CF socket

### Order Options

SBC	PANEL PC
CPU : AMD LX-800 500MHz*	Mechanical : Open Frame
RAM : 256 MB DDR*	Panel Mount (5mm bezel)
512 MB DDR(Optional)	IP65 (10mm bezel)
1 GB DDR(Optional)	Chassis
Storage : 2.5" 40GB GB HDD*	Touch : 4 Wires Resistive(Optional)
1 GB Compact Flash (opt.)	OS : Windows XPE(Optional)
* Default	Windows XP (Optional)
	Linux(Optional)

### Power Specification

Power Input Temperature : DC IN (Lockable, Power Jack)  
 Power Consumption : 12V, 21W (typ.)

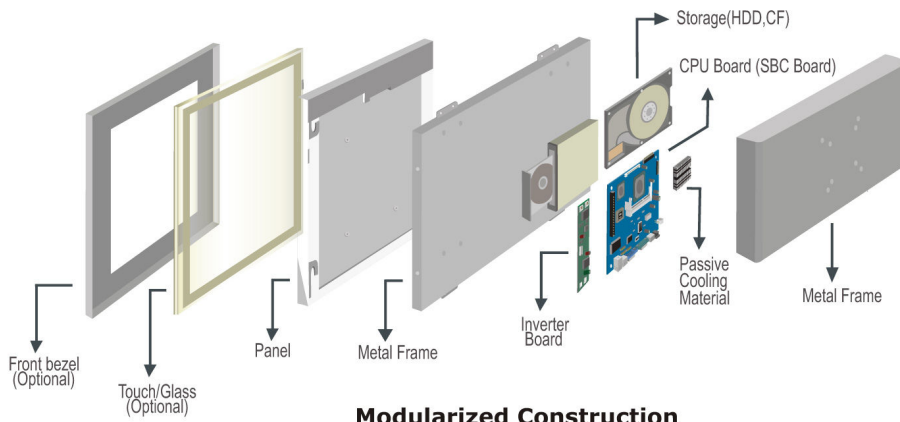
### Accessories

Mounting Kit (for Panel Mount 5mm)  
 External Power Supply 60W w/power cord  
 Y Cable for Keyboard / Mouse

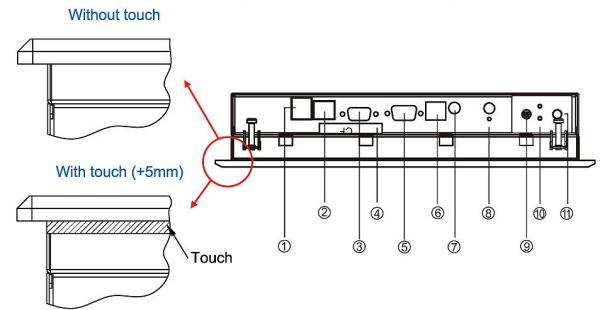


Model no.: WPMC1040U1-A

## Mechanical Design

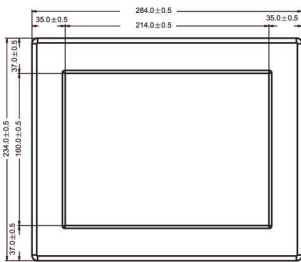


### Modularized Construction

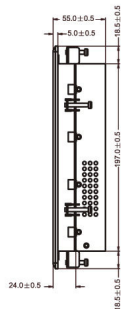


- 1. USB
- 2. RJ45
- 3. VGA Conn.
- 4. CF Socket
- 5. RS-232 Conn.
- 6. PS/2
- 7. DC-IN Lockable Power Jack
- 8. Brightness Adjustment Knodo
- 9. Power Reset Button
- 10. Power / HDD LED
- 11. Power On Button

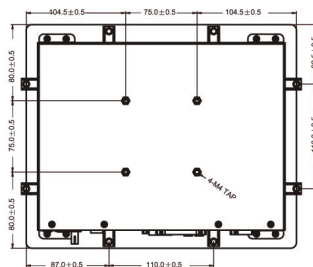
FRONT VIEW



SIDE VIEW



BACK VIEW



Measurements shown in mm  
All Dimensions are  $\pm 0.5$  mm

BOTTOM VIEW

