

S-DL-Series 12.1" Panel PC

(AMD Geode LX-800 500MHz CPU)

Model no.: WPMC1210-IPL1-A-DL

System Specifications:

TFT Characteristics

Pixel Number : 800 x 600
 Brightness : 400 cd/m (typ.)
 Contrast Ratio : 500:1 (typ.)
 Viewable Angles : -70~70 (H);-50~60 (V)
 Max Colors : 262,144 (6bits/colors)

Environmental Considerations

Operating Temperature : 0 deg.C to 45deg.C
 Operating Humidity : 30% to 90% (non condensing)



IP65 (10mm front bezel)

SBC Specifications

Processor : AMD® Geode LX-800 500MHz CPU
 BIOS : Award 4Mbit Flash
 System Chipset : AMD CS5536 Companion Device
 Memory Slot : 1 x SODIMM, MAX 1GB DDR400
 Graphic Chipset : AMD® Geode LX800 Integrated (64MB shared)
 IDE : 1 x IDE (UDMA 100)
 SATA : 2 x SATA 1.0
 CF : 1 x Type I/II CF socket
 KB / Mouse : 1 x PS/2
 Ethernet : 1 x RJ-45(Realtek RTL8110 10/100 Mbps)
 VGA : 1 x VGA Connector
 Audio : Build in AC97 Codec
 USB Ports : 4 x USB 2.0
 Serial Ports : 3 x RS232, 1 x RS232/422/485
 Expansion Slot : 1 x Mini PCI
 Power Input : DC IN (Lockable, Power Jack)
 Certifications : CE, FCC, RoHS

Output Connectors

Ethernet LAN : 2 x RJ45-10/100 Mbps (Optional Giga LAN)
 Keyboard / Mouse : 1 x PS/2
 COM : 3 x RS232 9P DUSB (male)
 USB : 4 x USB Type-A Receptacle
 VGA Out : 1 x VGA 15P DSUB (female)

Order Options

SBC	PANEL PC
CPU : AMD LX-800 500MHz*	Mechanical : Open Frame
RAM : 256 MB DDR*	Panel Mount (5mm bezel)
512 MB DDR(Optional)	IP65 (10mm bezel)
1 GB DDR(Optional)	Chassis
Storage : 2.5"40 GB HDD*	Touch : 5 Wires Resistive(Optional)
1 GB Compact Flash(Optional)	OS : Windows XPE(Optional)
* Default	Windows XP (Optional)
	Linux(Optional)

Power Specification

Power Input Temperature : DC IN (Lockable, Power Jack)
 Power Consumption : 12V, 23W (typ.)

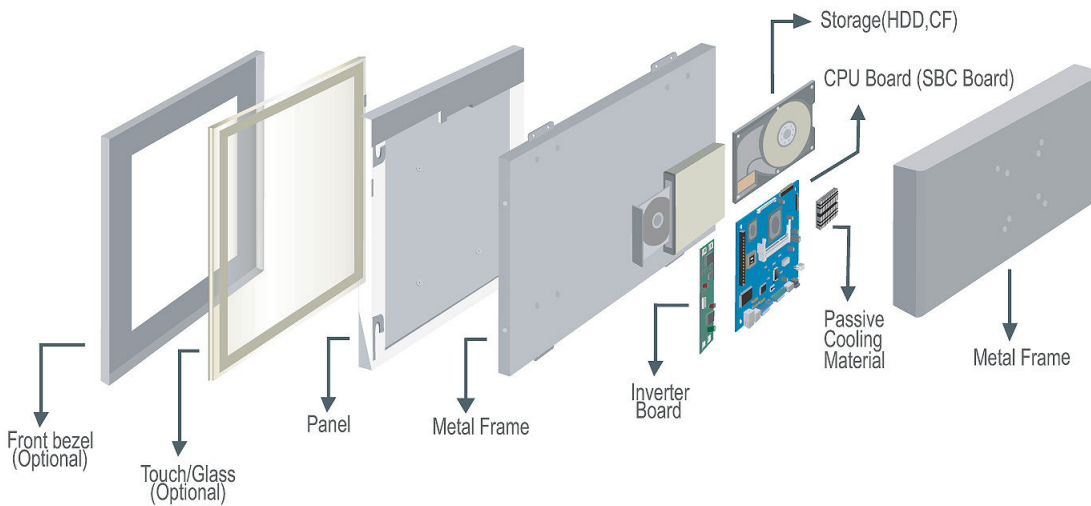
Accessories

External Power Supply 60W w/power cord
 Y Cable for Keyboard / Mouse

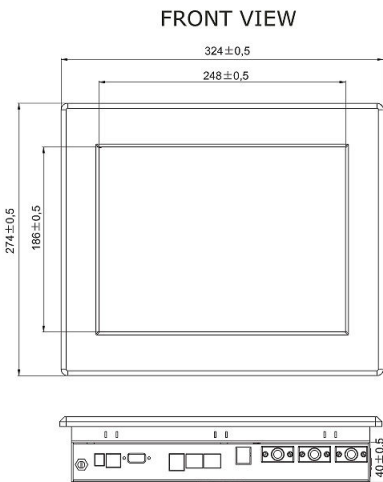


Model no.: WPMC1210-IPL1-A-DL

Mechanical Design

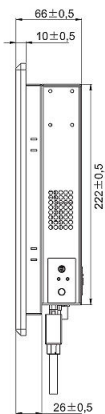


Modularized Construction

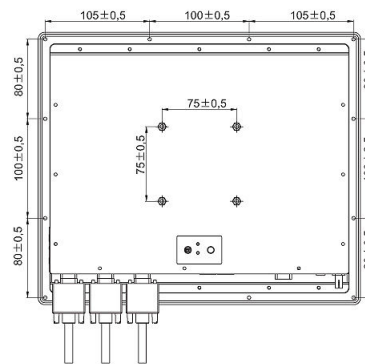


BOTTOM VIEW

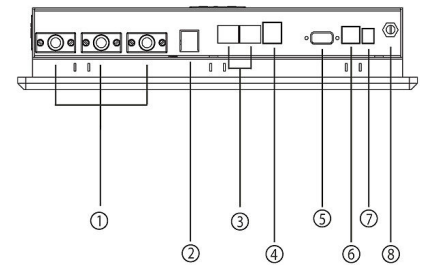
SIDE VIEW



BACK VIEW



Measurements shown in mm All Dimensions are ±0.5 mm



- 1. RS-232 Conn.
- 2. USB
- 3. RJ45
- 4. USB
- 5. VGA Conn.
- 6. PS/2
- 7. DC-IN Lockable Power Jack
- 8. Brightness Adjustment Knob

