

# S-Series 12.1" Panel PC

(AMD Geode LX-800 500MHz CPU)

Model no.: WPMC1210-IPM3-A

## System Specifications:

### TFT Characteristics

Pixel Number : 800 x 600  
 Brightness : 450 cd/m (typ.)  
 Contrast Ratio : 1000:1 (typ.)  
 Viewable Angles : -89~89 (H); -89~89(V)  
 Max Colors : 262,144 (6bits/color)

### Environmental Considerations

Operating Temperature : 0 deg.C to 45deg.C  
 Operating Humidity : 30% to 90% (non condensing)



IP65 (10mm front bezel)

### SBC Specifications

Processor : AMD® Geode LX-800 500MHz CPU  
 BIOS : Award 4Mbit Flash  
 System Chipset : AMD CS5536 Companion Device  
 Memory Slot : 1 x SODIMM, MAX 1GB DDR400  
 Graphic Chipset : AMD® Geode LX800 Integrated (64MB shared)  
 IDE : 1 x IDE (UDMA 33)  
 CF : 1 x Type I/II CF socket  
 KB / Mouse : 1 x PS/2  
 Ethernet : 1 x RJ-45(Realtek RTL8110S 10/100 Mbps)  
 VGA : 1 x VGA Connector  
 Audio : Build in AC97 Codec  
 USB Ports : 4 x USB 2.0  
 Serial Ports : 3 x RS232, 1 x RS232/422/485  
 Parallel : 1 X LPT  
 Expansion Slot : 1 x Mini PCI  
 Power Input : DC IN (Lockable, Power Jack)  
 Certifications : CE, FCC, RoHS

### Output Connectors

Ethernet LAN : 1 x RJ45-10/100 Mbps  
 Keyboard / Mouse : 1 x PS/2  
 COM : 1 x RS232 9P DUSB (male)  
 USB : 2 x USB Type-A Receptacle  
 VGA Out : 1 x VGA 15P DSUB (female)  
 CF : 1 x Type I/II CF socket

### Order Options

SBC	PANEL PC
CPU : AMD LX-800 500MHz*	Mechanical : Open Frame
RAM : 256 MB DDR*	Panel Mount (5mm bezel)
512 MB DDR(Optional)	IP65 (10mm bezel)
1 GB DDR(Optional)	Chassis
Storage : 2.5"40 GB HDD*	Touch : 5 Wires Resistive(Optional)
1 GB Compact Flash* (opt)	OS : Windows XPE(Optional)
* Default	Windows XP (Optional)
	Linux(Optional)

### Power Specification

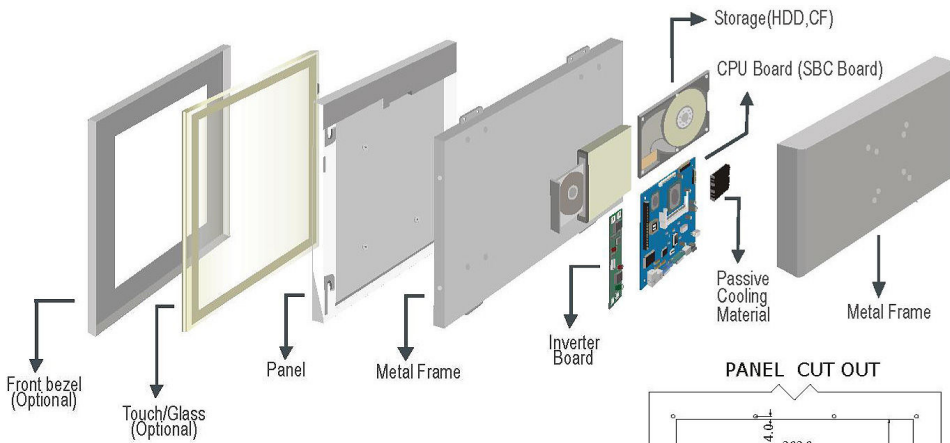
Power Input Temperature : DC IN (Lockable, Power Jack)  
 Power Consumption : 12V, 23W (typ.)

### Accessories

External Power Supply 60W w/power cord  
 Y Cable for Keyboard / Mouse

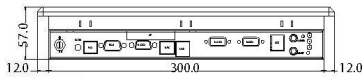


**Mechanical Design**

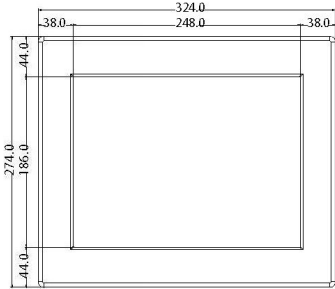


**Modularized Construction**

**BOTTOM VIEW**

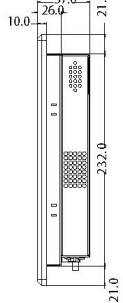


**FRONT VIEW**



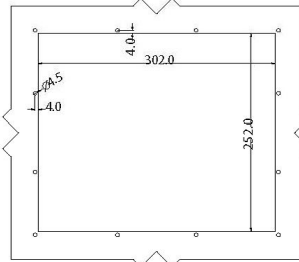
Measurements shown in mm

**SIDE VIEW**


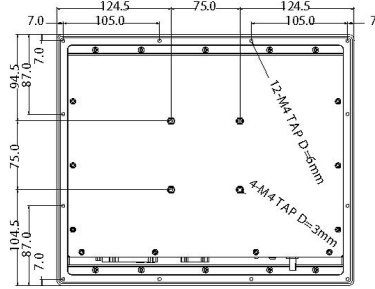


All Dimensions are  $\pm 0.5$  mm

**PANEL CUT OUT**



**BACK VIEW**



- |                             |                                 |
|-----------------------------|---------------------------------|
| 1. Power / HDD LED          | 8. USB                          |
| 2. Power On Button          | 9. CF Socket                    |
| 3. Power Reset Button       | 10. VGA Conn .                  |
| 4. USB(Optional)            | 11. RS-232 Co nn.               |
| 5. RS-23 2 Co nn.(Optional) | 12. PS/2                        |
| 6. RS-23 2 Co nn.(Optional) | 13. DC-IN Lockable Power Jack   |
| 7. RJ-45                    | 14. Brightness Adjustment Knodo |