

# T-Series 20.1" Panel PC

(Intel Pentium M / Celeron M Platform)

Model no.: WPMC2000-IPA2-I


## System Specifications:

### TFT Characteristics

Pixel Number : 1600 x1200  
 Brightness : 300 cd/m (typ.)  
 Contrast Ratio : 1000 : 1 (typ.)  
 Viewable Angles : -89~89(H); -89~89(V)  
 Max Colors : 16.7M (8 bits/colors)

### Environmental Considerations

Operating Temperature : 0 deg.C to 50deg.C  
 Operating Humidity : 30% to 90% (non condensing)



Ip65 (10mm front bezel)

### SBC Specifications

Processor : Socket 479 for Intel Pentium M / Celeron M up to 2 GHz  
 BIOS : Award 4Mbit Flash  
 System Chipset : Intel 855GME + ICH4  
 Memory Slot : 1 x DIMM, Max 1GB DDR 200/266/333  
 Graphic Chipset : Intel 855GME Integrated (64MB shared)  
 IDE : 2 x IDE (UDMA 33/66/100)  
 KB / Mouse : 2 x PS/2  
 Ethernet : 2 x RJ-45  
 Audio : Build in AC97 Codec  
 USB : 6 x USB 2.0  
 Serial : 3 x RS232(1xOptional), 1 x RS232/422/485  
 Expansion Slot : 1 x Mini PCI, 1 x PCI\*

\* A customized housing is needed if you would like to have the PCI expansion.

### Output Connectors

Ethernet LAN : 2 x RJ 45-10/100/1000 Mbps  
 Keyboard / Mouse : 2 x PS/2  
 COM : 2 x RS232, 1 x RS232/422/485 9P DSUB (male)  
 USB : 4 x USB Type-A Receptacle  
 VGA Out : 1 x VGA (female)

### Order Options

SBC	PANEL PC
CPU : <b>Celeron M 1.5GHz*</b> Pentium M 1.73GHz (Optional) RAM : 256 MB DDR* 512 MB DDR(Optional) 1 GB DDR(Optional) Storage : 3.5"80 GB HDD* 1 GB Compact Flash(Optional) * Default	Mechanical : Open Frame Panel Mount (5mm bezel) IP65 (10mm bezel) Chassis Touch OS : 5 Wires Resistive(Optional) : Windows XPE(Optional) : Windows XP (Optional) : Linux(Optional)

### Power Specification

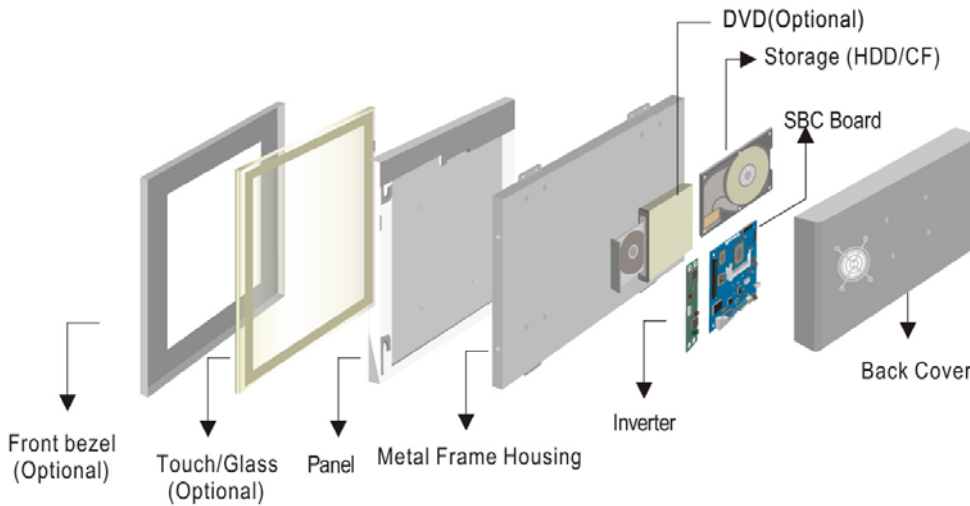
Power Input : 12V DC IN (Lockable Power Jack)  
 Power Consumption : 101W (typ.)(Max.backlight & high CPU load)

### Accessories

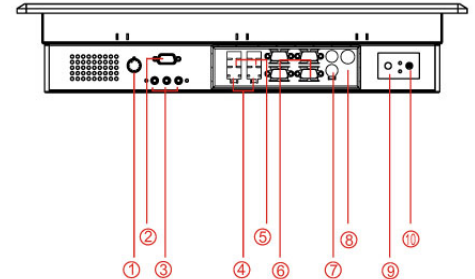
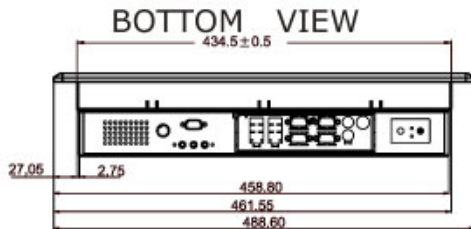
External Power Supply 120W w/power cord  
 Mounting Kit (for Panel Mount 5mm)



**Mechanical Design**

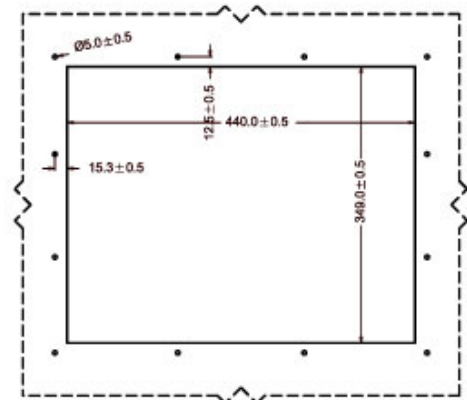


**Modularized Construction**



- 1. Brightness Adjustment Knob
- 2. RS-232 Conn. (Optional)
- 3. Audio Jack
- 4. RJ-45
- 5. USB
- 6. RS-232 Conn.
- 7. PS/2
- 8. DC-IN Power Jack
- 9. Power On Button
- 10. Power Reset Button

**PANEL CUT OUT**

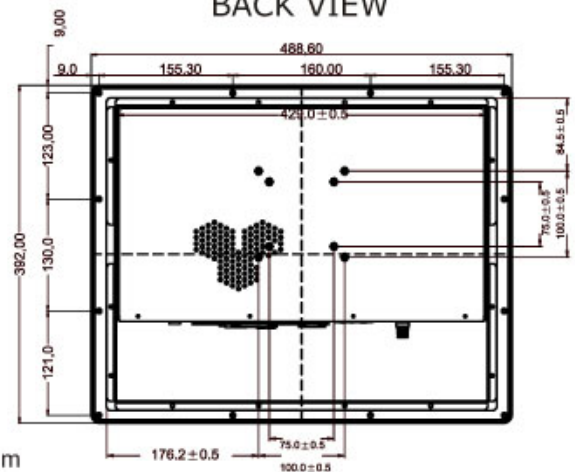
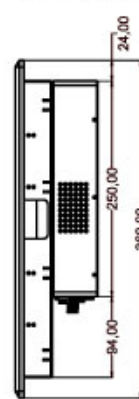
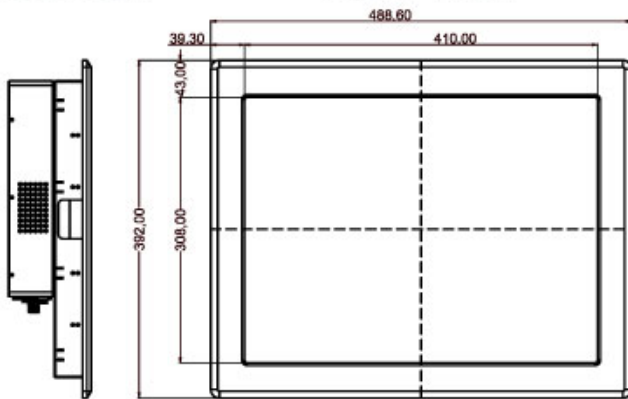


**SIDE VIEW**

**FRONT VIEW**

**SIDE VIEW**

**BACK VIEW**



Measurements shown in mm All Dimensions are ± 0.5 mm