

S-Series 8.4" Panel PC

(AMD Geode LX-800 500MHz CPU)

Model no.: WPMC8400-IPM2-A

System Specifications:

TFT Characteristics

Pixel Number : 1024 x 768
 Brightness : 300 cd/m (typ.)
 Contrast Ratio : 400:1 (typ.)
 Viewable Angles : -65~65 (H);-50~60 (V)
 Max Colors : 260K (6bits/color)

Environmental Considerations

Operating Temperature : 0 deg.C to 45deg.C
 Operating Humidity : 30% to 90% (non condensing)



IP65 (10mm front bezel)

SBC Specifications

Processor : AMD® Geode LX-800 500MHz CPU
 BIOS : Award 4Mbit Flash
 System Chipset : AMD CS5536 Companion Device
 Memory Slot : 1 x SODIMM, MAX 1GB DDR400
 Graphic Chipset : AMD® Geode LX800 Integrated (64MB shared)
 IDE : 1 x IDE (UDMA 33)
 CF : 1 x Type I/II CF socket
 KB / Mouse : 1 x PS/2
 Ethernet : 1 x RJ-45(Realtek RTL8110S 10/100 Mbps)
 VGA : 1 x VGA Connector
 Audio : Build in AC97 Codec
 USB Ports : 4 x USB 2.0
 Serial Ports : 3 x RS232, 1 x RS232/422/485
 Parallel : 1 X LPT
 Expansion Slot : 1 x Mini PCI
 Power Input : DC IN (Lockable, Power Jack)
 Certifications : CE, FCC, RoHS

Output Connectors

Ethernet LAN : 1 x RJ45-10/100 Mbps
 Keyboard / Mouse : 1 x PS/2
 COM : 1 x RS232 9P DUSB (male)
 USB : 2 x USB Type-A Receptacle
 VGA Out : 1 x VGA 15P DSUB (female)
 CF : 1 x Type I/II CF socket

Order Options

SBC	PANEL PC
CPU : AMD LX-800 500MHz*	Mechanical : Open Frame
RAM : 256 MB DDR*	Panel Mount (5mm bezel)
512 MB DDR(Optional)	IP65 (10mm bezel)
1 GB DDR(Optional)	Chassis
Storage : 2.5"40 GB HDD*	Touch : 5 Wires Resistive(Optional)
1 GB Compact Flash* (opt)	OS : Windows XPE(Optional)
* Default	Windows XP (Optional)
	Linux(Optional)

Power Specification

Power Input Temperature : DC IN (Lockable, Power Jack)
 Power Consumption : 12V, 20W (typ.)

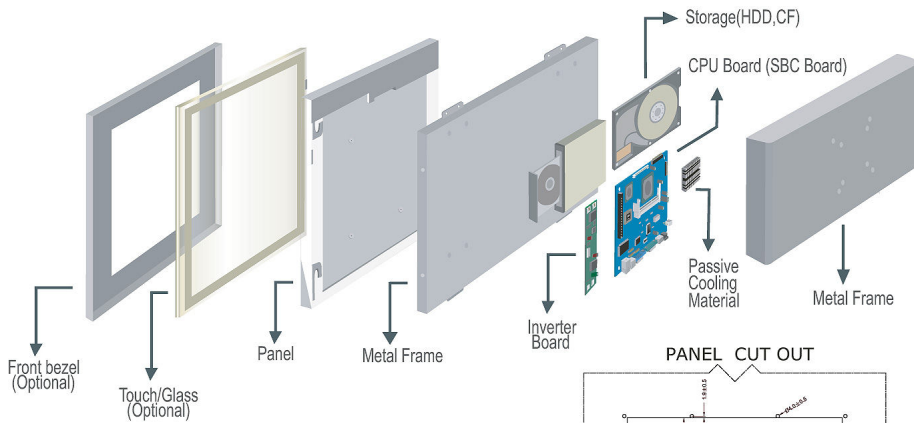
Accessories

External Power Supply 60W w/power cord
 Y Cable for Keyboard / Mouse



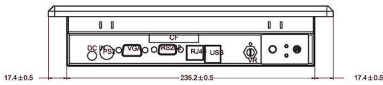
Model no.: WPMC8400-IPM2-A

Mechanical Design

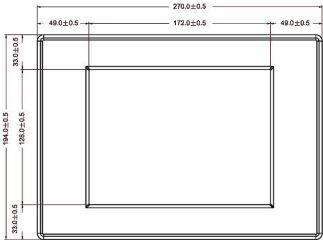


Modularized Construction

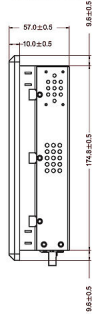
BOTTOM VIEW



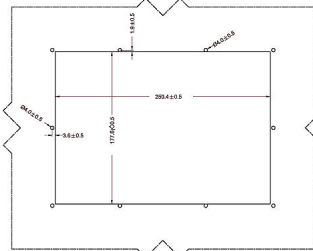
FRONT VIEW



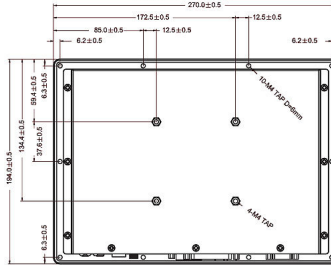
SIDE VIEW



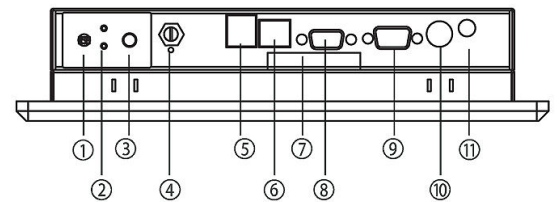
PANEL CUT OUT



BACK VIEW



Measurements shown in mm All Dimensions are ± 0.5 mm



- | | |
|-------------------------------|-------------------------------|
| 1. Power Reset Button | 7. CF Socket |
| 2. Power / HDD LED | 8. VGA Conn . |
| 3. Power On Button | 9. RS-23 2 Co nn. |
| 4. Brightness Adjustment Kndo | 10. PS/2 |
| 5. USB | 11. DC-IN Lockable Power Jack |
| 6. RJ-45 | |

