

T-Series 8.4" Panel PC

(Intel Pentium M / Celeron M Platform)

Model no.: WPMC8400-IPU1-I

System Specifications:

TFT Characteristics

Pixel Number : 800 x 600
 Brightness : 220 cd/m (typ.)
 Contrast Ratio : 500 : 1 (typ.)
 Viewable Angles : -65~65(H); -45~65(V)
 Max Colors : 262,144

Environmental Considerations

Operating Temperature : 0 deg.C to 50deg.C
 Operating Humidity : 30% to 90% (non condensing)



Ip65 (10mm front bezel)

SBC Specifications

Processor : Socket 479 for Intel Pentium M / Celeron M up to 2 GHz
 BIOS : Award 4Mbit Flash
 System Chipset : Intel 855GME + ICH4
 Memory Slot : 1 x DIMM, Max 1GB DDR 200/266/333
 Graphic Chipset : Intel 855GME Integrated (64MB shared)
 IDE : 2 x IDE (UDMA 33/66/100)
 KB / Mouse : 2 x PS/2
 Ethernet : 2 x RJ-45
 Audio : Build in AC97 Codec
 USB : 6 x USB 2.0
 Serial : 3 x RS232(1xOptional), 1 x RS232/422/485
 Expansion Slot : 1 x Mini PCI, 1 x PCI*

* A customized housing is needed if you would like to have the PCI expansion.

Output Connectors

Ethernet LAN : 2 x RJ 45-10/100/1000 Mbps
 Keyboard / Mouse : 2 x PS/2
 COM : 2 x RS232, 1 x RS232/422/485 9P DSUB (male)
 USB : 4 x USB Type-A Receptacle
 VGA Out : 1 x VGA (female)

Order Options

| SBC | PANEL PC |
|-----------------------------------------------------------------|-------------------------------------------------------------------------------------------------------------|
| CPU : Celeron M 1.5GHz* Pentium M 1.73GHz (Optional) | Mechanical : Open Frame Panel Mount (5mm bezel) IP65 (10mm bezel) Chassis |
| RAM : 256 MB DDR* 512 MB DDR(Optional) 1 GB DDR(Optional) | Touch OS : 5 Wires Resistive(Optional) Windows XPE(Optional) Windows XP (Optional) Linux(Optional) |
| Storage : 2.5"40 GB HDD* 1 GB Compact Flash(Optional) | |
| * Default | |

Power Specification

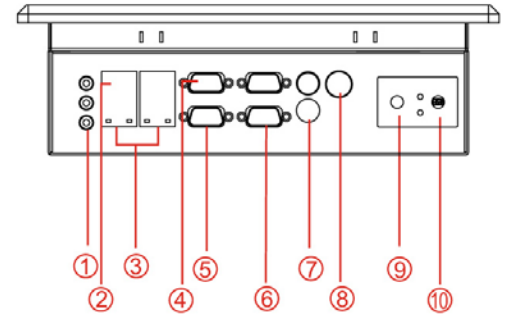
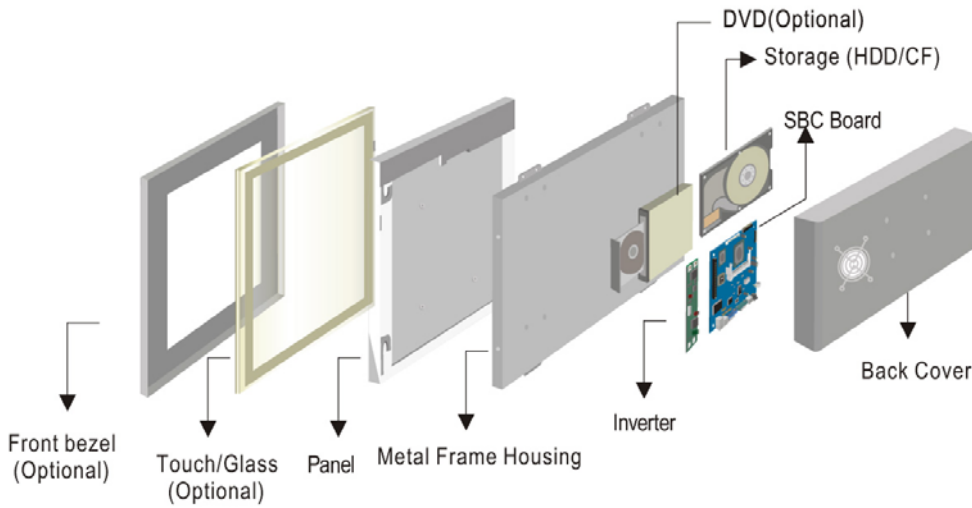
Power Input : 12V DC IN (Lockable Power Jack)
 Power Consumption : 63W (typ.)(Max.backlight & high CPU load)

Accessories

External Power Supply 80W w/power cord



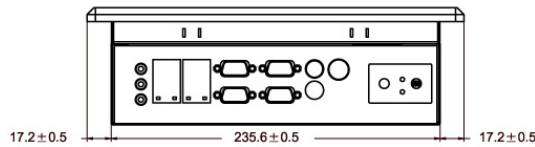
Mechanical Design



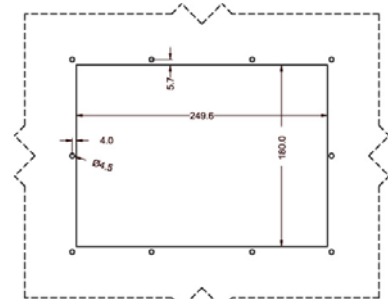
- 1. Audio Jack
- 2. USB
- 3. RJ-45
- 4. VGA Out
- 5. RS-232/422/485 Conn.
- 6. RS-232 Conn.
- 7. PS/2
- 8. DC-IN Power Jack
- 9. Power On Button
- 10. Power Reset Button

Modularized Construction

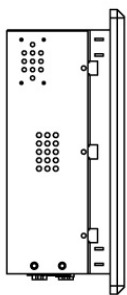
BOTTOM VIEW



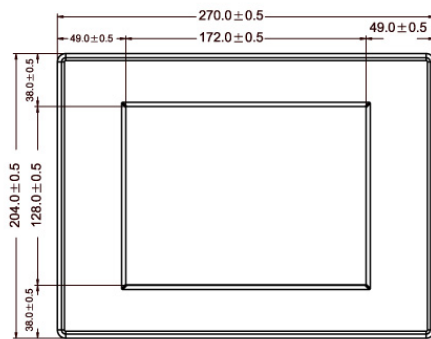
PANEL CUT OUT



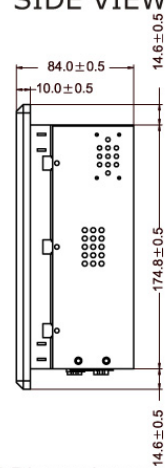
SIDE VIEW



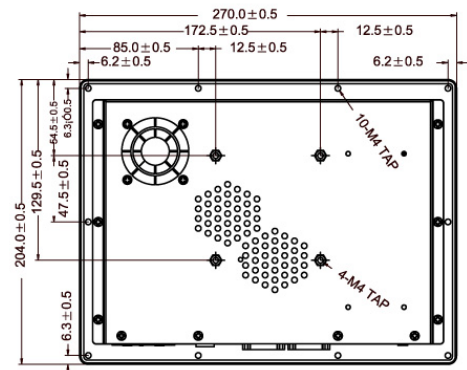
FRONT VIEW



SIDE VIEW



BACK VIEW



Measurements shown in mm All Dimensions are ± 0.5 mm

