

S-Series 15" Panel PC

(AMD Geode LX-800 500MHz CPU)



Model no.: WPMHC1500-IPA1-A

System Specifications:

TFT Characteristics:

Resolutions : 1024 x 768
 Brightness : 610 cd/m2 (typ.)
 Contrast Ratio : 500 : 1 (typ.)
 Viewing Angles : -70~70(H); -50~70(V)
 Max Colors : 16.2M

Power Specification:

Power Input Temperature : DC IN (Lockable, Power Jack)
 Power Consumption : 12V, 44W (typ.)

IP65 (10mm front bezel)

Outdoor Readability

Ambient light(nit)	Brightness measure Angle	15,000	30,000	80,000
Brightness gain(BL off)(nit)	35	670	760	1,030
Reflectance(net)(%)		0.7%	8%	0.6%

* Average brightness measured at center point under bright after enhancement. Actual number may deviate from this number due to original panel's brightness deviation.

** Expected brightness under different ambient environment. Simulated brightness number for reference.

Environmental Considerations:

Operating Temperature : 0 deg.C to 45deg.C
 Operating Humidity : 30% to 90% (non condensing)

Output Connectors:

Ethernet LAN : 1 x RJ45-10/100Mbps
 Keyboard / Mouse : 1 x PS/2
 COM : 1 x RS232 9P DSUB(male)
 USB : 2 x USB Type-A Receptacle
 VGA Out : 1 x VGA 15P DSUB(female)
 CF : 1 x Type I/II Socket

SBC Specifications:

Processor : AMD Geode LX-800 500MHZ CPU
 BIOS : Award 4Mbit Flash
 System Chipset : AMD CS5536 Companion Device
 Memory Slot : 1 x SODIMM, Max 1GB DDR400
 Graphic Chipset : AMD®Geode LX800Integrated (64MB shared)
 IDE : 1 x IDE(UDMA33)
 CF : 1 x Type I/II CFsocket
 KB/Mouse : 1 x PS/2
 Ethernet : 1 x RJ-45(Realtek RTL8110S 10/100 Mbps)
 VGA : 1 x VGA Conn.
 Audio : Built in AC97 codec
 USB : 4XUSB2.0
 Serial : 3 x RS232, 1 x RS232/422/485
 Parallel : 1 x LPT
 Expansion Slot : 1 x MiniPCI
 Power Input : DC IN (Lockable, PowerJack)
 Certifications : CE, FCC, RoHS


Order options:

SBC	PANEL PC
CPU : AMD LX-800 500MHZ*	Mechanical : Open Frame
RAM : 256 MB DDR*	Panel Mount (5mm bezel)
: 512 MB DDR(Optional)	IP65 (10mm bezel)
1 GB DDR(Optional)	Chassis
Storage : 3.5" 80 GB HDD*	Touch : 4 Wires Resistive(Optional)
1 GB Compact Flash(opt)	OS : Windows XPE(Optional)
*Default	Windows XP (Optional)
	Linux(Optional)

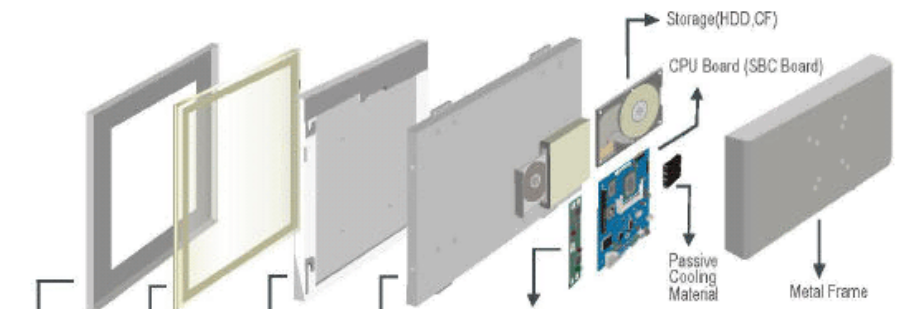
Accessories:

External Power Supply 80W w/power cord
 Y Cable for Keyboard / Mouse

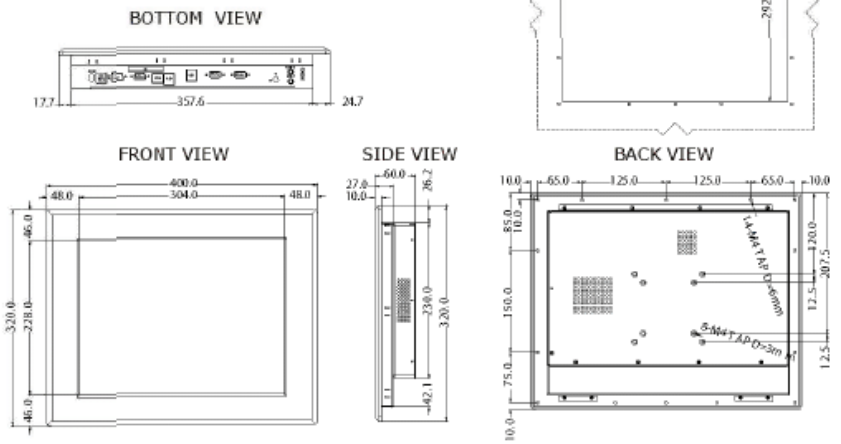
Mechanical Design:



- Power / HDD LED
- Power On Button
- Power Reset Button
- USB (Optional)
- RS-232 Co nn. (Optional)
- RS-232 Co nn. (Optional)
- RJ-45
- USB
- CF Socket
- VGA Conn.
- RS-232 Conn.
- PS/2
- DC-IN Lockable Power Jack
- Brightness Adjustment Knob



Modularized Construction



Measurements shown in mm All Dimensions are ±0.5 mm

