


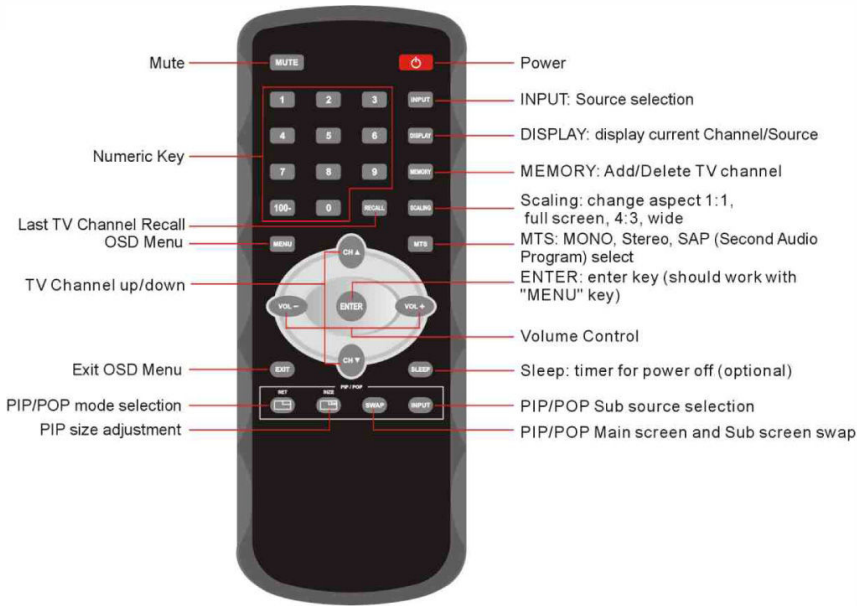


19" Panel Mount LCD TV

Model	WPMV1900M2	
Panel	Type	19" color active matrix TFT LCD
	Active Display Area(mm)	376.32(H) x 301.56(V)
	Pixel Pitch(mm)	0.294(H) x 0.294(V)
	Number of pixels	1280x1024
	Contrast Ratio	1300:1 (typ.)
	Display Color	16.7M (8 bits/colors)
	Brightness	300 cd/m2 (typ.)
	Viewing Angles	-89° ~ 89° (H); -80° ~ 89° (V) (CR ≥ 10)
	Response Time	8ms (Grey to Grey, typ.)
INPUT	TV (Analog)	1x F (or IEC) connector for ANTENNA or CATV signal
	Video	1x Composite (RCA) 1x S-video (4 pin Mini-DIN)
	PC	RGB analog 15 pin D-sub
	RGB Frequency	H: 31.5~80kHz, V: 60~75Hz
	Audio	1x 3.5mm stereo phone jack
	Digital	DVI-D
	Tuner	NTSC or PAL
AUDIO OUT	Speakers	2x2Watt
POWER	Voltage	AC 100~240V, Universal, 10%
CONTROL FUNCTIONS	Consumption Basic	50 W typical, normal operation Power, Volume +/-, Channel +/-, Source, Menu
	TV Mode	MTS, TV/CATV, Auto Scan, Channel Memory, Channel Delete, Last Channel Recall, Timer for sleep(optional)
	PC Mode	Brightness, Contrast, Color Temperature, Gamma, Scaling, Auto Adjust, Phase, Clock, Position, Auto color, PIP/POP, Reset
	Video Mode	Brightness, Contrast, Scaling, Hue, Saturation, Sharpness, Color Temperature, PIP/POP, Reset
	Audio	Volume, Bass, Treble, Balance, Mute
OPERATING CONDITIONS	Temperature	0-50 C
	Humidity	5-90% (non-condensing)

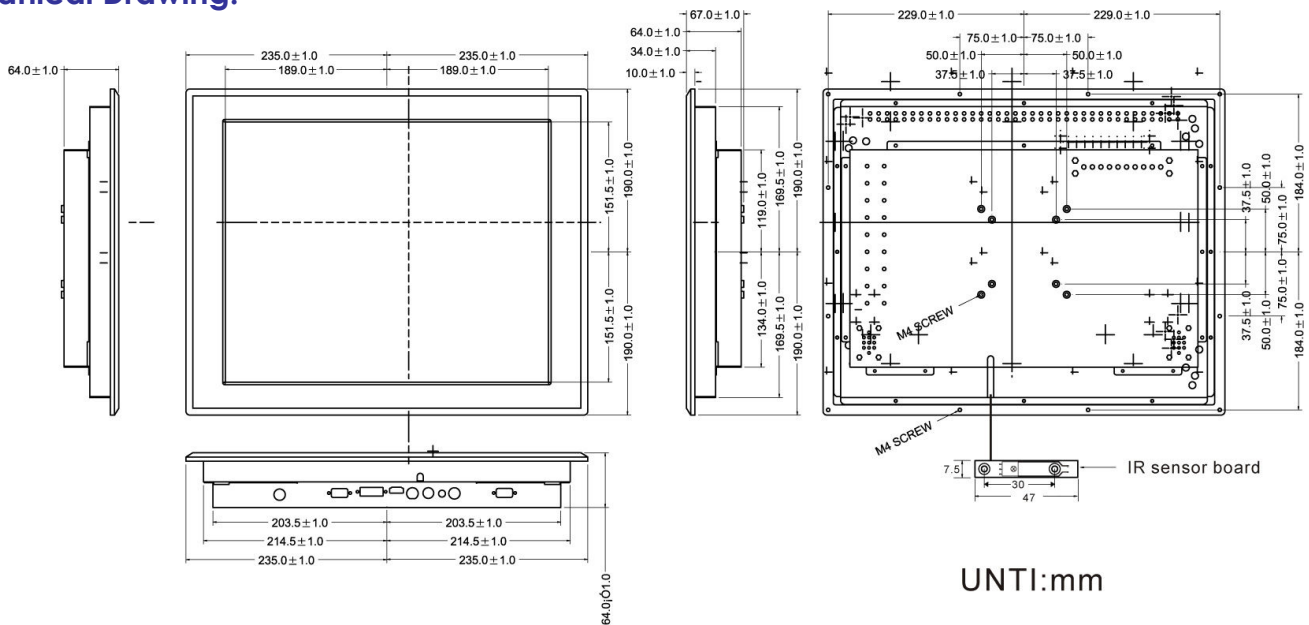


Control Explanation:



- 1.RS232 remote control(optional)
- 2.12V DC Input
- 3.Audio Input
- 4.S-Video (Y/C)
- 5.Composite video (CVBS)
- 6.DVI-D Input
- 7.Standart VGA/SOG
- 8.IR sensor board
- 9.F(or IEC) connector for ANTENNA to CATV signal Input

Mechanical Drawing:



* Note: this is a simplified drawing and some components are not marked in detail. ase contact our sales representative if you need further product information.