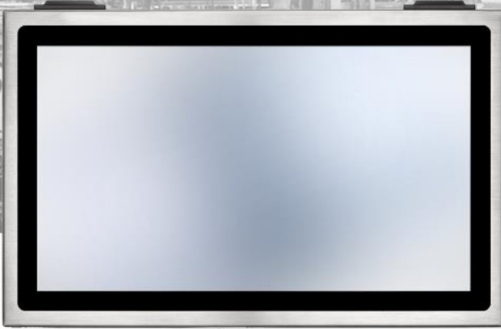


21.5" 1920x1080 Fanless -20 to 60C, Core i5-6200U2.3GHz Skylake WideTemp. SATA HDD, Wide temp. Resistive flat, Class 1 Division 2, ATEX Zone 2, and IECEx Certified Fanless Design with Highly Efficient Heat Dissipation for 60°C Environments Boots up with Self-Heating at -20°C, without a Heater



MODEL: WMPCW2200i5-C1D2

FEATURES:

- Class 1 Division 2, ATEX Zone 2, and IECEx Certified
- Fanless Design for Wide Temp -20~60°C Environments
- LAN USB Cable Gland and Water Proof M12 COM Connector
- EMC Class B Applicable for Laboratory & Office
- Totally Sealed IP66 / NEMA 4X Enclosure
- 100% Water/Dust Proof Guarantee


SPECIFICATIONS:

Main System	CPU	FCBGA1356 6th generation Intel® Core i7/i5/i3 processor 15W max.
	Graphic	Intel® integrated HD Graphics 520
	Memory	Two 2133 MHz DDR4 SODIMM socket support dual Channel, non-ECC, up to 32GB
	OS Support (Optional)	Windows Embedded 7 / Windows 7 Professional Win10 Embedded / Windows 10 Professional
Display	Size	21.5" 16:9
	Resolution (pixel)	1920 x 1080 (FHD)
	Number of Colors	16.7M colors (RGB 6-bit + Hi FRC)
	View Angle (H/V)	178(H) / 178(V)
	Brightness(cd/m ² , nit)	300 nits
Touch Panel	Contrast Ratio	5000 : 1 (Typ)
	Type	Full flat resistive touch panel
	Light Transmission	80 ± 5%
	Hardness	4H
Storage & Expansion	Lifetime	490,000 hours
	Storage	2.5" SATA HDD
	Expansion	Mini PCIe x 1 M.2 Type E x 1
I/O Ports/ Power	USB	Max. USB 2.0 ports x 4 (Max 4 ports in USB+LAN)
	COM	1 X M12 8pin/ RS-232 1 X M12 8pin/ RS-232/422/485
	LAN	Max. LAN x 2 (Max 4 ports in USB+LAN)
	Power adapter	100W AC-DC power adapter with 24V DC output, 1.2M cable, PSE
	Power consumption	TBD
Environmental	Temperature	Operating Temperature -20 ~ 60 °C, without freezing (IEC60068-2-56, air flow cooling) Storage Temperature -20~60°C
	Humidity	Operating & Storage: -10 ~ 90%, non-condensing
	Water/Dust resistance	IP66 / NEMA4X
Mechanical Characteristics	Housing	Stainless steel (SUS304), Chassis Type
	Dimensions (Net: mm)	557 x 348.5 x 84.5
	Weights (Net: kg))	TBD kg
	Mounting	VESA (100x100 mmxmm), side mount (M6*2)
Certification	EMC: FCC, CE (EMC), VCCI Class B, Safety: IEC-62368 IECEx, Class 1 Division 2 Group A, B, C, D T5, ATEX Zone2 EX II 3G Ex ic ec IIC T5 Gc IP66	


**Specifications subject to change without notice, not responsible for typographical errors.*

OPTIONS

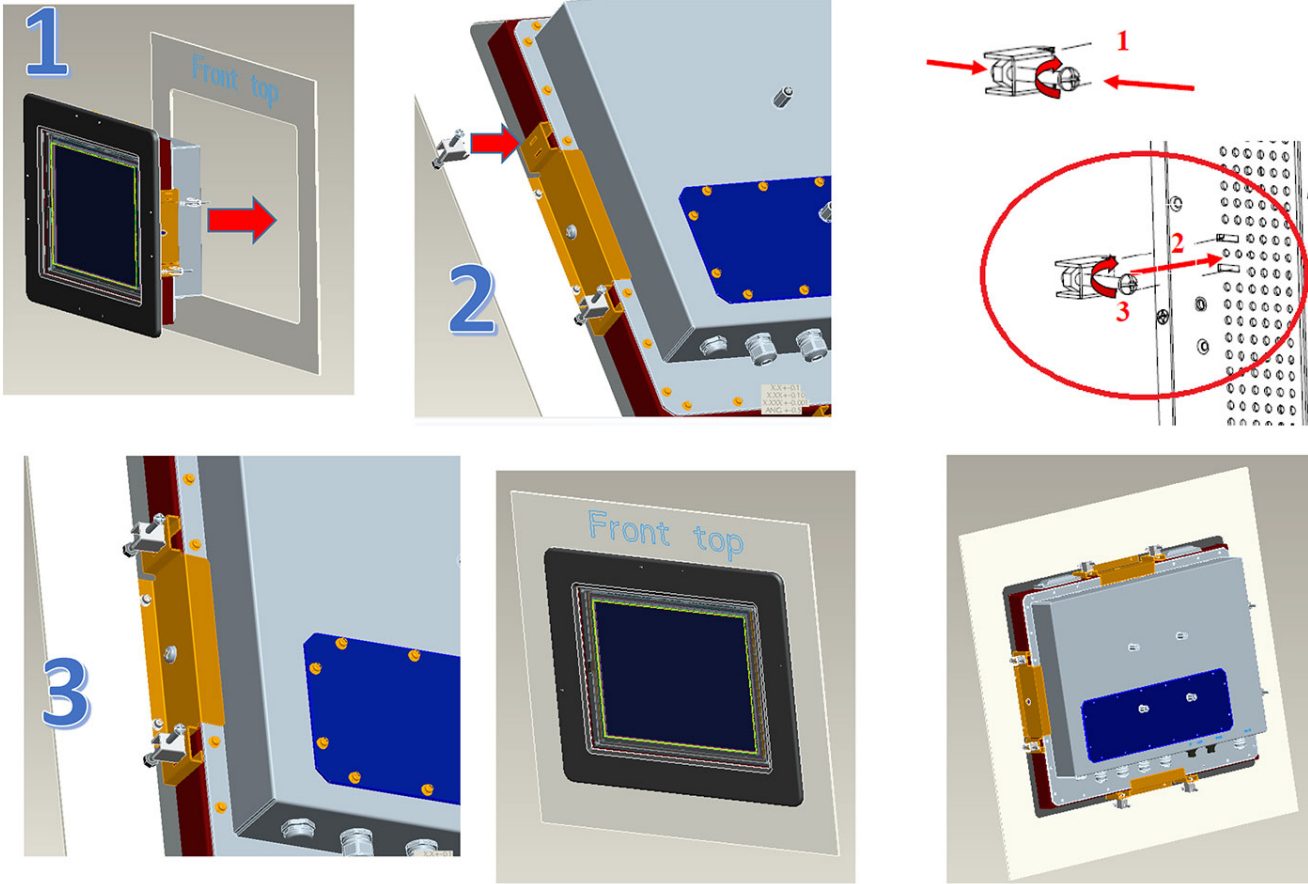
Major Options	
Add On Parts	1. Wifi, IEEE802.11ac/b/g/n, Bluetooth Class1.0, 2.0 (included in explosion proof certification) 2. Power on/off switch
Power Cable	1. 50 meter DC cable to support 50 meter power length 2. 100 meter DC cable to support 100 meter power length 3. Kit to support over 100 meter power supply 4. USB2.0 extension cable through gland (2 meter length, external female type A) 5. LAN extension cable through gland (2 meter length, external female RJ45 type) 6. M12 COM extension cable (2 meter length, M12 to PPC, external male type)
Optional kits	1. Wall mount/ Table mount bracket 2. Panel mounting by bezel kit (not co-exist with wireless function)
Customization	1. Kit to support over 100 meter power supply length



- ① USB, LAN Ports
- ② COM Ports (M12 x 2)
- ③ DC in



OPTIONAL PANEL MOUNTING WITH BEZEL KIT



This is subject to change without Notice. Final Drawings Will be Provided for Approval after Order.

