

Open Frame LCD




Specifications

Model Name	WOP1040P1
Viewable Size image	10.4"
Active Display Area (mm)	211.2(H)x158.4(V)
Pixel Pitch(mm)	0.264(H)x0.264(V)(typ.)
Number of Pixels	800x600
Contrast Ratio	400:1(typ.)
Display Color	262,144 (6bits/color)
Brightness(cd/m2)	400(typ.)
Viewing Angle(CR>=10)	-70~70(H);-60~70(V)
Synchronization Range (Horizontal / Vertical)	31.5~46.9KHz/60~75Hz
Recommended Resolution	800x600@60Hz,75Hz
Signal Connector	15 pin D-Sub
Power Source	12V DC in, with External AC to DC Adapter (100~240V AC)
Power Consumption	18W typical, normal operation
Power Management	VESA DPMS Compliant
Plug & Play	VESA DDC 1/2B
Optional Video Input	S-Video, Composite
Optional DVI Input	No
Optional Touch Screen	Resistive, SAW, IR

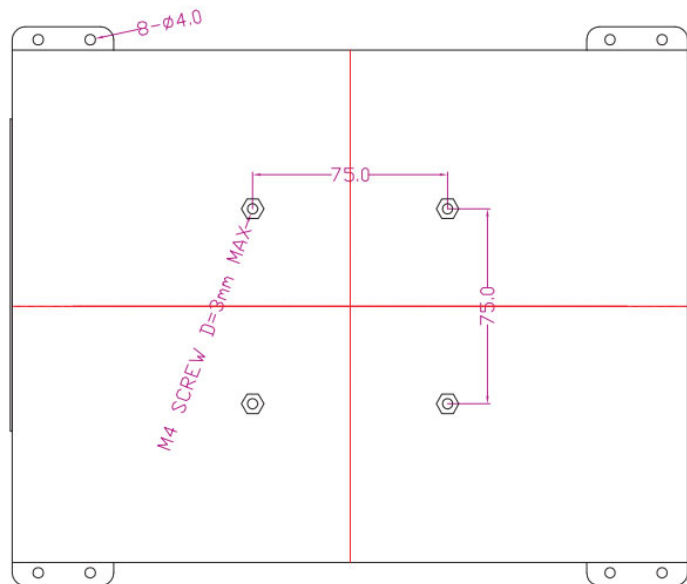
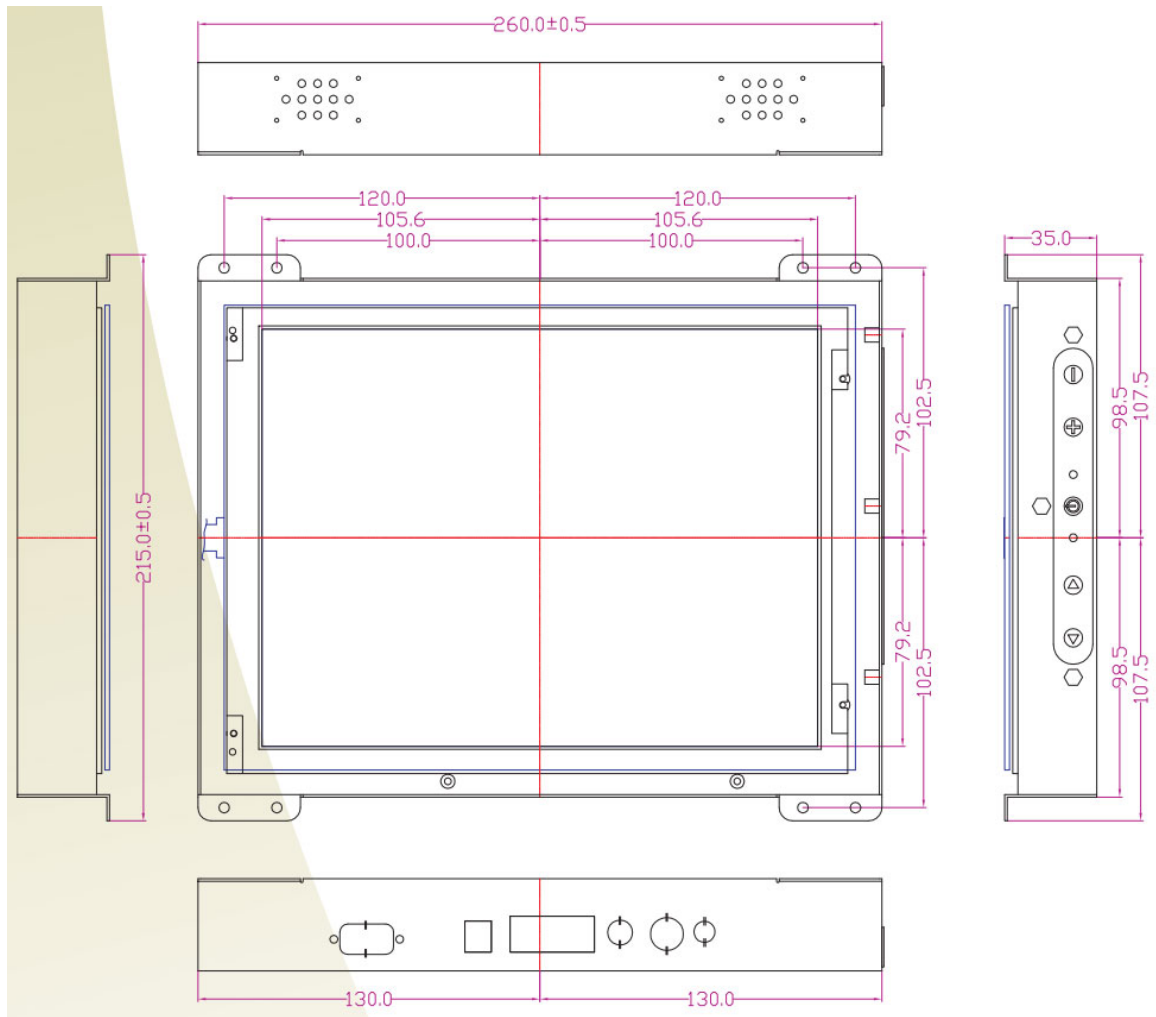


Remarks: WOP1040P1 series= VGA input only
WOP1040P1AV series= VGA+Video Input

Model: WOP1040P1



MECHANICAL DRAWING



UNIT:mm

*Note: this is a simplified drawing and some components are not marked in detail. Please contact our sales representative if you need further product information.