



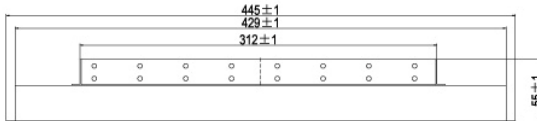
# Open Frame LCD

## Specifications

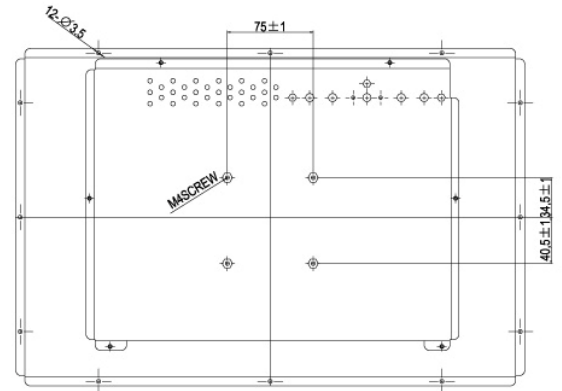
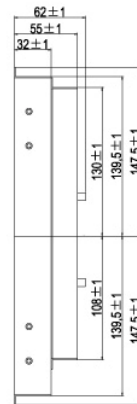
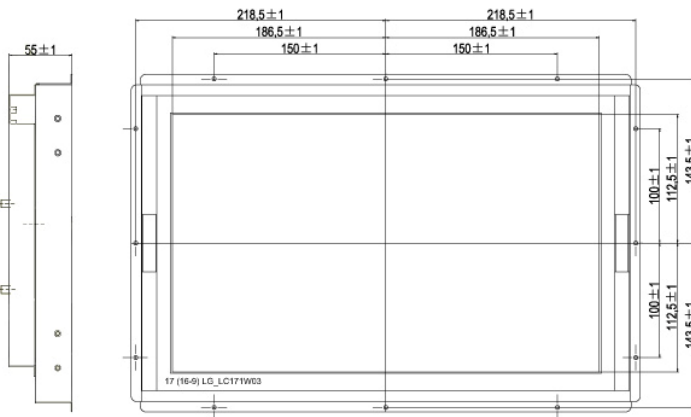
Model Name	WOPW1700A1
Viewable Size image	17" (16:9)
Active Display Area (mm)	372.48 (H) x 223.488 (V)
Pixel Pitch(mm)	0.291 (H) x 0.291 (V)
Number of Pixels	1280x768(WXGA)
Contrast Ratio	600:1(typ.)
Display Color	16.7M(8bit/colors)
Brightness(cd/m2)	450(typ.)
Viewing Angle(CR>=10)	- 89~89(H); -89~89(V)
Synchronization Range (Horizontal / Vertical )	31.5~60.0KHz/60~75Hz
Recommended Resolution	1280x768@60Hz, 75Hz
Signal Connector	15 pin D-Sub
Power Source	AC100~240V, Universal, 10%
Power Consumption	52W typical, normal operation
Power Management	VESA DPMS Compliant
Plug & Play	VESA DDC 1/2B
Optional Video Input	S-Video, Composite
Optional DVI Input	Yes
Optional Touch Screen	Resistive, SAW



Remarks: WOPW1700A1 series= VGA input only  
WOPW1700A1AV series= VGA+Video Input



## MECHANICAL DRAWING



UNIT: mm

