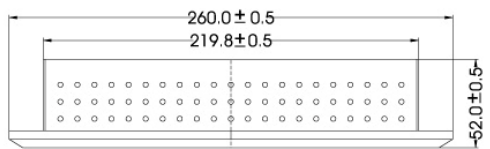


# Panel Mount

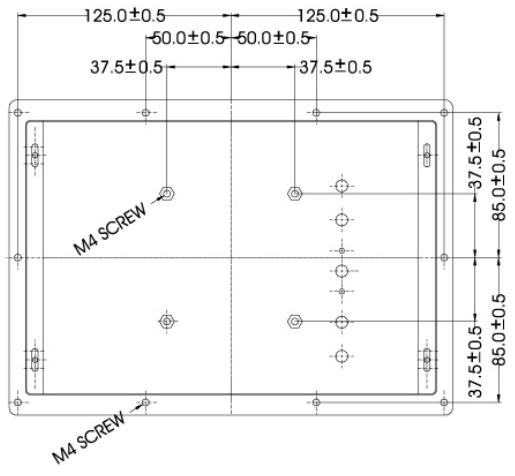
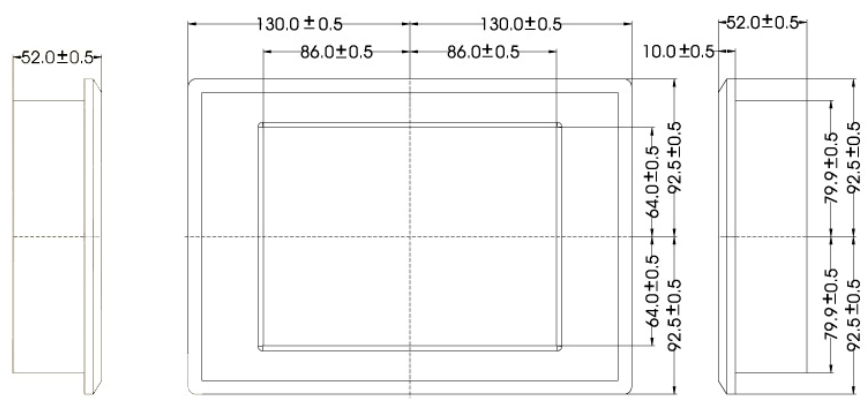
Specifications	
Model Name	WPM840T1
Viewable Size image	8.4"
Active Display Area (mm)	170.4(H)x127.8(V)
Pixel Pitch(mm)	0.213(H)x0.213(V)(typ.)
Number of Pixels	800x600
Contrast Ratio	250:1(typ.)
Display Color	262,144(6bit/colors)
Brightness(cd/m2)	350
Viewing Angle(CR>=10)	100(H);90(V)
Synchronization Range (Horizontal / Vertical )	31.5~46.9KHz/60~75Hz
Recommended Resolution	800x600@60Hz, 75Hz
Signal Connector	15 pin D-sub
Power Source	AC100~240V, Universal, 10%
Power Consumption	15W typical, normal operation
Power Management	VESA DPMS Compliant
Plug & Play	VESADDC 1/2B
Optional Video Input	S-Video, Composite
Optional DVI Input	No
Optional Touch Screen	Resistive,SAW



Remarks: WPM840T1 series= VGA input only  
WPM840T1AV series= VGA+Video Input



## MECHANICAL DRAWING



UNIT:mm

