

# Model: ECHW1210L-PCT

Chassis Mount 12.1" Wide LCD monitor,  
1280x800, LED-350nits, VGA with  
Zytronic Projective Capacitive Touch

**ECH Series:** Industrial Chassis Wall/Surface Mount Metal Housing LCD Monitor  
(Optional Integrated Touch Screen/PC/ DC Input/Front NEMA4x/Front Stainless steel bezel and more...)

## Feature Highlights:




Metal Chassis/Housing for higher Impact protection.  
(Optional for Front AR Glass or Vandal Resistant glass)

Built-in speaker built-in speakers that allow the convenience  
Audio output.

Side OSD buttons can prevent unnecessary setting  
changes.

Above 24" LCD will include Front IR Sensor and Remote  
controller.

Auto Video Signal ON / OFF  
Auto Always Power On



Ultra low speed/Noise fan for extra cooling  
(24" LCD or above)

VESA Mounting Hole Pattern

Reliable built-in Power supply for 15" or above  
(Optional for 9-36V DC input)



Standard VGA Input  
(Optional for DVI, HDMI, AV, BNC, AV looping and SDI)

Optional for RS232 Remote Control Protocol: Command  
Code to set system

**Model: ECHW1210**



**Features:**

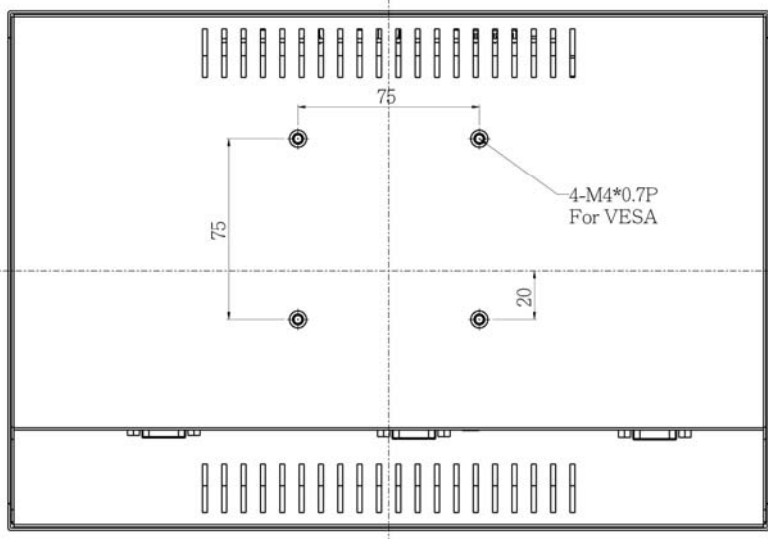
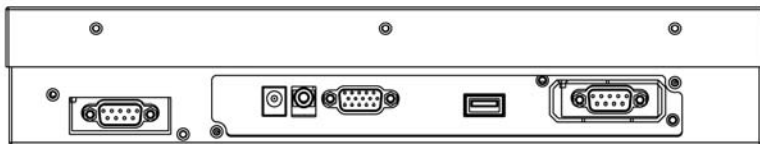
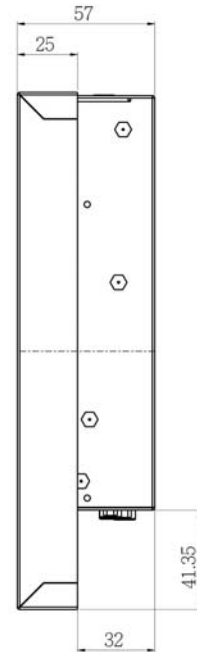

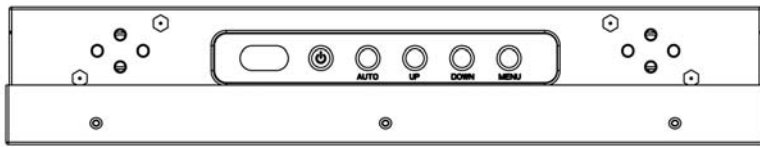
- Modular mechanism design provides flexible product configuration and easy maintenance.
- Option with auto-brightness sensor offers application in day and night.
- Optional to built-in touch screen for interactive application.
- VGA connector with optional AV,SV,AV-Looping
- Complete custom design/solution for OEM customers

**Specification:**

|                            |                                                                                          |                                                             |                                                         |
|----------------------------|------------------------------------------------------------------------------------------|-------------------------------------------------------------|---------------------------------------------------------|
| <b>Panel</b>               | Cell Type / Glass Surface                                                                | TFT LCD / Black Anti-Glare, low reflection coating          |                                                         |
|                            | Aspect Ratio / Size                                                                      | Wide / 12" viewable diagonal area                           |                                                         |
|                            | Active Area / Pixel Pitch                                                                | 261.1(H) x 163.2(V) mm / 0.204(H) x 0.204(V) mm             |                                                         |
|                            | Native Resolution / Colors                                                               | 1280(H) x 800(V) / 262 K                                    |                                                         |
|                            | Brightness / Contrast                                                                    | 350 cd/m <sup>2</sup> (typ) / 350 : 1                       |                                                         |
|                            | Response Time                                                                            | ≤ 15 ms                                                     |                                                         |
|                            | Viewing Angle (typical)                                                                  | H. 130o (- 65o ~ + 65o) , V. 115o(- 60o ~ + 55o)            |                                                         |
|                            | Light Source                                                                             | LED backlight, Long life, 35,000 hrs (typ)                  |                                                         |
| <b>Input Sources</b>       | PC System                                                                                | Signal                                                      | Analog RGB (0.7/1.0 V <sub>p-p</sub> , 75 ohms)         |
|                            |                                                                                          | Sync                                                        | Separate Sync, Composite Sync, Sync On Green            |
|                            |                                                                                          | Frequency                                                   | F <sub>h</sub> : 30 - 82Khz , F <sub>v</sub> : 50 -75Hz |
|                            | Audio System                                                                             | 2W speaker x 2                                              |                                                         |
| <b>Input Terminals</b>     | 1 x VGA (15 Pin Female D-Sub) , 1 x PC Audio (Stereo Headphone Jack) , 1 x DC Power Plug |                                                             |                                                         |
| <b>Convenient Features</b> | Auto Calibration , Back Light Adjustment , Plug&Play (VESA DDC/CI, DDC 2B)               |                                                             |                                                         |
|                            | OSD Multi-Languages , Wall Mount Ready (VESA 75 x 75 mm)                                 |                                                             |                                                         |
| <b>Power</b>               | Internal power supply with universal / Auto-Sensing, AC 90 to 260V, 50 / 60 Hz           |                                                             |                                                         |
| <b>Power Consumption</b>   | Operation / Power Saving                                                                 | 18 watt , < 1 watt (Support DPMS)                           |                                                         |
| <b>Operating Condition</b> | Temperature / Humidity                                                                   | 0°C ~ 50°C (32°F ~ 122°F) , 10% ~ 90% (no condensation)     |                                                         |
| <b>Storage Condition</b>   | Temperature / Humidity                                                                   | - 20°C ~ 60°C (- 4°F ~ 140°F) , 10% ~ 90% (no condensation) |                                                         |
| <b>Certification</b>       | FCC , CE                                                                                 |                                                             |                                                         |
| <b>Dimensions</b>          | Physical                                                                                 | With Flanges : W x H x D = 312.0 x 234.0 x 56.0 (mm)        |                                                         |
|                            |                                                                                          | Without Flanges : W x H x D = 312.0 x 224.0 x 56.0 (mm)     |                                                         |
|                            | Carton                                                                                   | W x H x D = TBD                                             |                                                         |
| <b>Weight</b>              | N.W. / G.W.                                                                              | 3.0 Kgs / 4.0 Kgs                                           |                                                         |
| <b>Container Loaded</b>    | 20ft / 40ft / 40ft HQ                                                                    | TBD (Sets , By pallet)                                      |                                                         |

|                |                  |                      |                          |                              |
|----------------|------------------|----------------------|--------------------------|------------------------------|
| <b>Options</b> | Touch            | Video / TV           | Enhanced Panel           | Others                       |
|                | Resistive touch  | SV + AV              | Panel with LED backlight | Digital Signage(Stand alone) |
|                | Capacitive touch | SV + AV + AV Looping | High brightness panel    | Networking Digital Signage   |
|                | SAW touch        | SV + AV + TV         | Wide Temperature         | Motion Sensor                |
|                | Infrared touch   |                      | Sunlight Readable        | Light Sensor                 |

**Mechanical Drawing:**



## LCD Options:



### LED Backlight Options

Introducing LED backlight options for monitors for energy efficiency and a brighter screen.



### TouchScreen Options

Our LCD has a wide selection of options to choose which touchscreen technology suits for you.

|                        | Four-Wire Resistive                                                        | Five-Wire Resistive                                                        | Pen Touch                                                                  | Capacitive                                                                 | Surface Wave(Saw)                                                          | Infrared Touch (Ir)                                                        |
|------------------------|----------------------------------------------------------------------------|----------------------------------------------------------------------------|----------------------------------------------------------------------------|----------------------------------------------------------------------------|----------------------------------------------------------------------------|----------------------------------------------------------------------------|
| PRODUCT SIZE           | 1.7" - 24"                                                                 | 10.4" - 24"                                                                | 15" - 19"                                                                  | 12" - 24"                                                                  | 10.4" - 30"                                                                | 10.4" - 42"                                                                |
| TOUCH LIFE             | 1 - 2 million touches                                                      | 30 - 35million touches                                                     | 100 million touches                                                        | 100 million touches                                                        | 50 million touches                                                         | Long-term reliability                                                      |
| SCRATCH RESISTANCE     | Hard Coated                                                                | Hard Coated                                                                | Hard Coated (SiO <sub>2</sub> )                                            | Hard Coated (SiO <sub>2</sub> )                                            | Glass Overlay<br>Moh's hardness rating of 7                                | Glass Overlay<br>Moh's hardness rating of 7                                |
| CONTAMINANT RESISTANCE | Resists moisture, dirt, vinegar, ammonia based food products and cleansers | Resists moisture, dirt, vinegar, ammonia based food products and cleansers | Resists moisture, dirt, vinegar, ammonia based food products and cleansers | Resists moisture, dirt, vinegar, ammonia based food products and cleansers | Resists moisture, dirt, vinegar, ammonia based food products and cleansers | Resists moisture, dirt, vinegar, ammonia based food products and cleansers |
| INPUT METHOD           | Finger, Gloved Hand, Stylus                                                | Finger, Gloved Hand, Stylus                                                | Stylus Pen                                                                 | Finger                                                                     | Finger, Gloved Hand, Soft pliable stylus                                   | Finger, Gloved Hand, Stylus                                                |
| CONTROLLER             | USB, RS232                                                                 | USB, RS232                                                                 | USB, RS232                                                                 | USB, RS232                                                                 | USB, RS232                                                                 | USB, RS232                                                                 |



### VIDEO Input Options:

For Video inputs options:

DVI, DVI+HDMI, SVideo+AV, SVideo+AV+DVI, AV+Looping, DVI+AV+Looping, HD-SDI, BNC(PAL/NTSC)



### Optical Bonding Options

- Optical Bonding provides the best reduction of ambient light washout of any commercially available enhancement technology.
- Optical Bonding has a lower cost than most other competing technologies.
- Optical Bonding offers superior ruggedization, enhancing the display durability under vibration, shock and other environmental extremes.




### RS-232 Remote Control Options

**Remote Control Protocol: Command Code to set system**



### 9-36V DC Input Options

iTech offers a selection of DC input from 9V to 36V



### Light Sensor and Motion Sensor Options

iTech LCD offers Light and Motion Sensor

### Privacy Filter

Front Glass Options:

- Anti Reflective AR Glass 3mm
- Anti Reflective AR Glass 6mm Vandal-Resistance
- Anti Reflective AR Glass 8mm Vandal-Resistance
- Anti Glare AG Glass 3mm

