

# Full IP66 Flush Mount Dust and Waterproof LCD



IP66 Flush Mount (OSD back) 21.5" LCD monitor, 1920 x 1080, LED 1000 nits, VGA input  
(Model: EFPM6-W2150HB2)



**Powerful  
Water Jets  
Protected**



**Sunlight  
Readable**



**Vibration  
Safeguards**



**Shock  
Safeguards**



**Low  
Power**

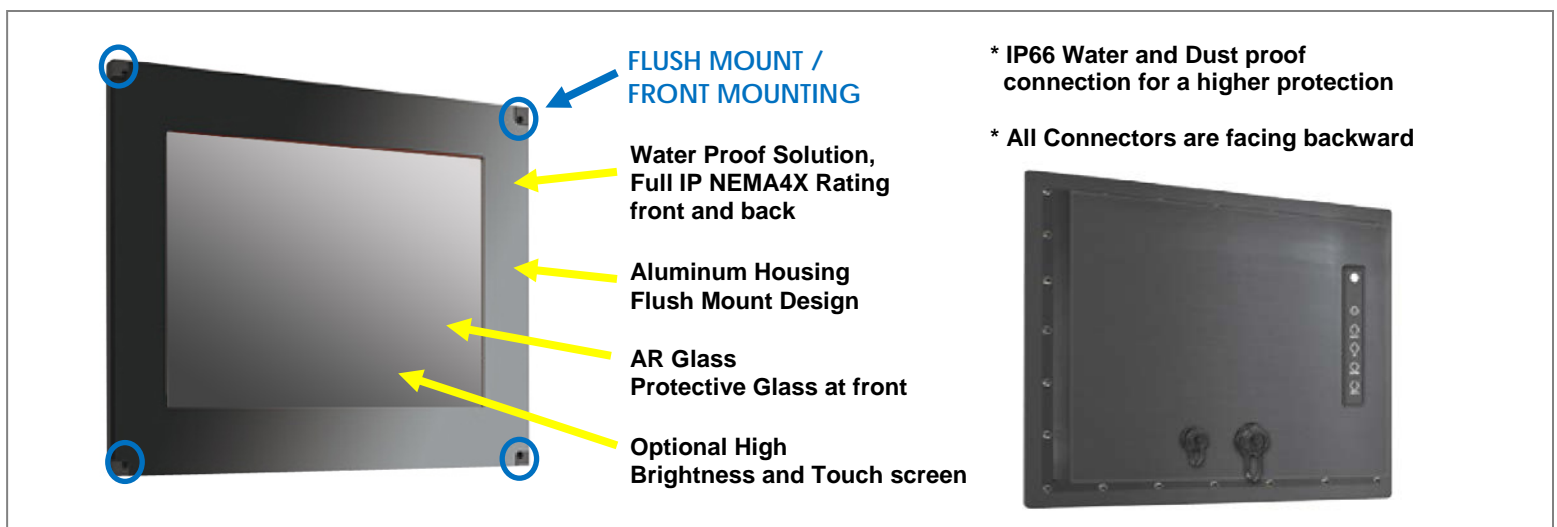


**Wide  
Viewing**

## Features:

- Modular mechanism design provides flexible product configuration and easy maintenance.
- Optional to built-in touch screen for interactive application.
- Available with auto-brightness sensor offers application in day and night.
- IP66 Compliant
- Able to protect against powerful water jets
- Complete custom design/solution for OEM customers

## Rugged Completely Sealed IP66/NEMA4X Flush Mount LCD Monitor



## Specification:

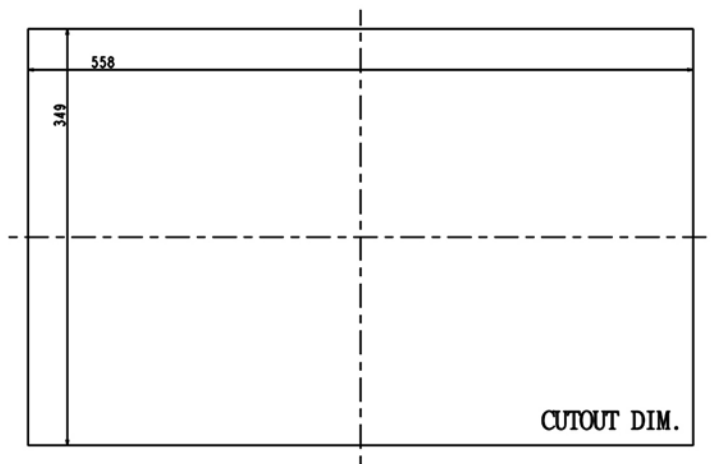
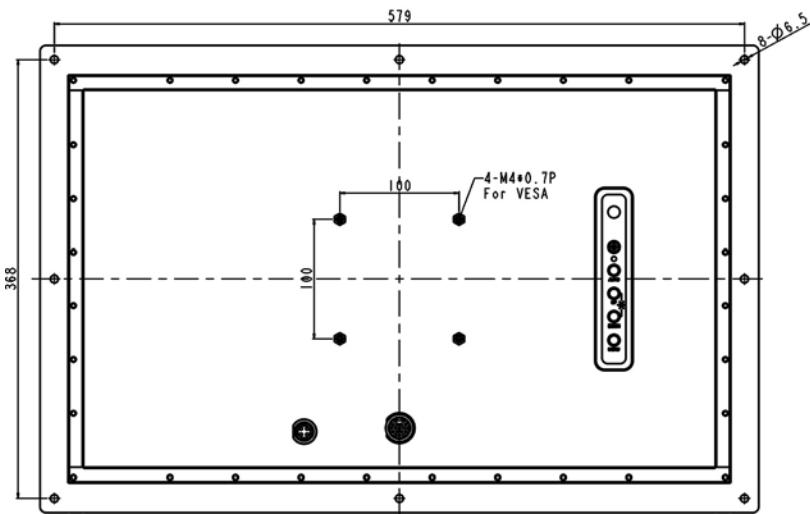
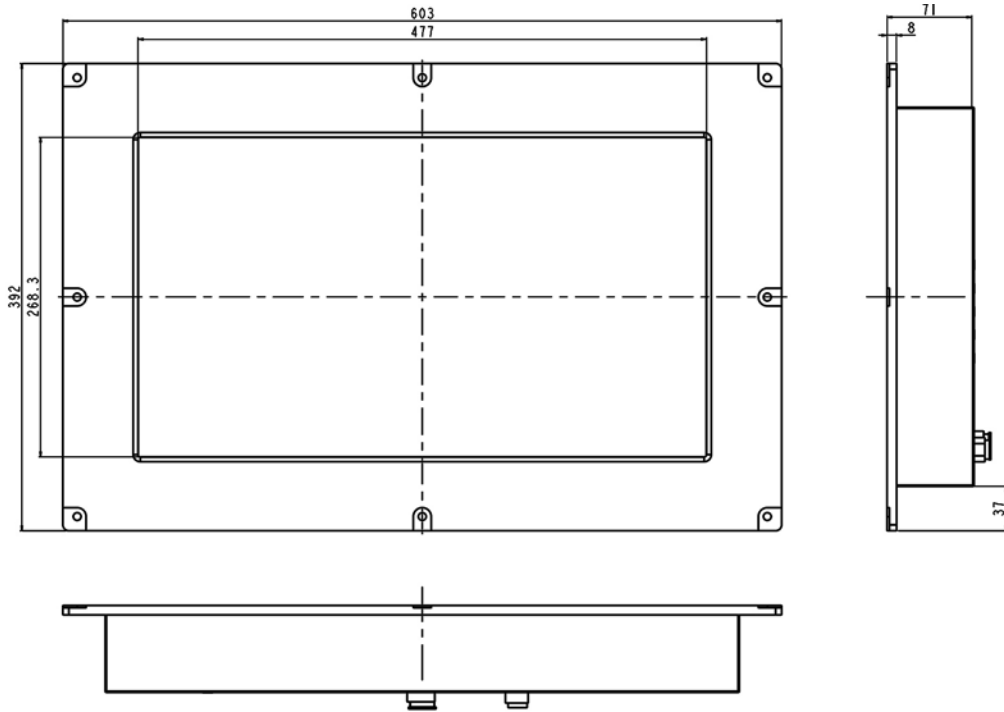
|                            |   |   |   |
|----------------------------|---|---|---|
| <b>Panel</b>               | Cell Type / Glass Surface   | TFT LCD / Black Anti-Glare, low reflection coating          |   |
|                            | Aspect Ratio / Size   | Wide / 21.5" viewable diagonal area                         |   |
|                            | Active Area / Pixel Pitch   | 476.64(H) x 268.11(V) mm / 0.248(H) x 0.248(V) mm           |   |
|                            | Native Resolution / Colors  | 1920(H) x 1080(V) / 16.7M                                   |   |
|                            | Brightness / Contrast   | 1000 cd/m <sup>2</sup> (typ) / 1000 : 1                     |   |
|                            | Response Time   | ≤ 5 ms  |   |
|                            | Viewing Angle (typical)   | H.170° (- 85o ~ + 85o) , V. 160o(- 80o ~ + 80o)             |   |
|                            | Light Source  | LED backlight, Long life, 35,000 hrs (typ)                  |   |
| <b>Input Sources</b>       | PC System   | Signal  | Analog RGB (0.7/1.0 V <sub>p-p</sub> , 75 ohms)         |
|                            |   | Sync  | Separate Sync, Composite Sync, Sync On Green            |
|                            |   | Frequency   | F <sub>h</sub> : 30 - 82Khz , F <sub>v</sub> : 50 -75Hz |
|                            | Audio System  | 2W speaker x 2  |   |
| <b>Input Terminals</b>     | 1 x VGA (15 Pin Female D-Sub) , 1 x PC Audio (Stereo Headphone Jack) , 1 x DC Power Plug    |   |   |
| <b>Convenient Features</b> | Auto Calibration , Back Light Adjustment , Plug&Play (VESA DDC/CI, DDC 2B)                  |   |   |
|                            | OSD Multi-Languages , Wall Mount Ready (VESA Dimension - please refer to Drawing)           |   |   |
| <b>Power</b>               | External AC-to-12VDC power adapter with universal / Auto-Sensing, AC 90 to 260V, 50 / 60 Hz |   |   |
| <b>Power Consumption</b>   | Operation / Power Saving  | 27 watt , < 1 watt (Support DPMS)                           |   |
| <b>Operating Condition</b> | Temperature / Humidity  | 0°C ~ 50°C (32°F ~ 122°F) , 10% ~ 90% (no condensation)     |   |
| <b>Storage Condition</b>   | Temperature / Humidity  | - 20°C ~ 60°C (- 4°F ~ 140°F) , 10% ~ 90% (no condensation) |   |
| <b>Certification</b>       | FCC , CE  |   |   |
| <b>Dimensions</b>          | Physical  | Please refer to Drawing                                     |   |
|                            | Carton  | W x H x D = TBD   |   |
| <b>Weight</b>              | N.W. / G.W.   | 8 Kgs / 9 Kgs   |   |
| <b>Container Loaded</b>    | 20ft / 40ft / 40ft HQ   | TBD (Sets , By pallet)                                      |   |

| Options | Touch            | Video / TV           | Enhanced Panel           | Others                       |
|---------|------------------|----------------------|--------------------------|------------------------------|
|         | Resistive touch  | SV + AV              | Panel with LED backlight | Digital Signage(Stand alone) |
|         | Capacitive touch | SV + AV + AV Looping | High brightness panel    | Networking Digital Signage   |
|         | SAW touch        | SV + AV + TV         | Wide Temperature         | Motion Sensor                |
|         | Infrared touch   |                      | Sunlight Readable        | Light Sensor                 |
|         | Protected glass  |                      |                          | Auto-Dimming                 |

## Applications:

- Automation
- Batch Processing
- Commercial Broadcast Operations
- Man Machine Interface (MMI) Operation
- Electronic Flight Bag (EFB)
- Food Processing
- GPS Mapping Systems
- Inspection Systems

Mechanical Drawing:



## LCD Options:



### LED Backlight Options

Introducing LED backlight options for monitors for energy efficiency and a brighter screen.



### VIDEO Input Options:

For Video inputs options:

DVI, DVI+HDMI, SVideo+AV, SVideo+AV+DVI, AV+Looping, DVI+AV+Looping, HD-SDI, BNC(PAL/NTSC)



### Optical Bonding Options

- Optical Bonding provides the best reduction of ambient light washout of any commercially available enhancement technology.
- Optical Bonding has a lower cost than most other competing technologies.
- Optical Bonding offers superior ruggedization, enhancing the display durability under vibration, shock and other environmental extremes.



### RS-232 Remote Control Options

**Remote Control Protocol: Command Code to set system**



### 9-36V DC Input Options

iTech offers a selection of DC input from 9V to 36V



### Light Sensor and Motion Sensor Options

iTech LCD offers Light and Motion Sensor

### Privacy Filter

Front Glass Options:

- Anti Reflective AR Glass 3mm
- Anti Reflective AR Glass 6mm Vandal-Resistance
- Anti Reflective AR Glass 8mm Vandal-Resistance
- Anti Glare AG Glass 3mm