

# EFPM Series: *IP65 Flush Mount LCD Monitor*

IP65 Flush Mount 12.1" LCD monitor, 800 x 600, LED 250 nits, VGA input

**Model: EFPM1210**



## FEATURES HIGHLIGHTS:

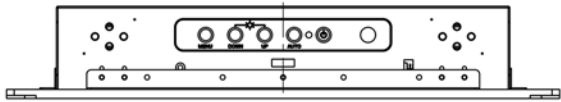
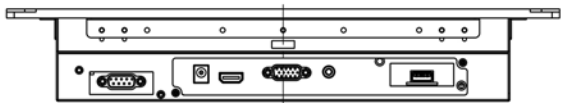
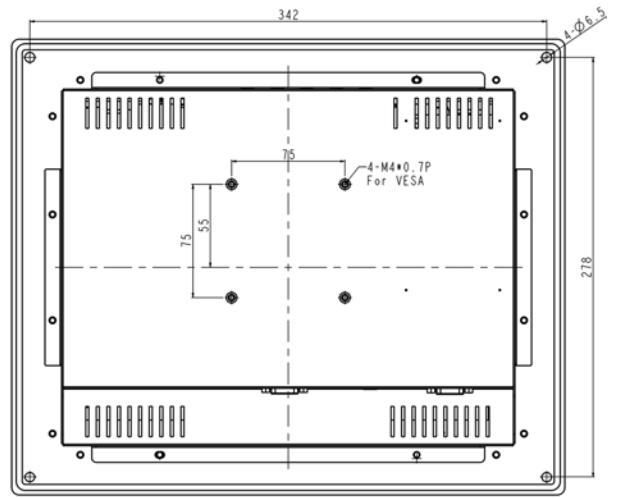
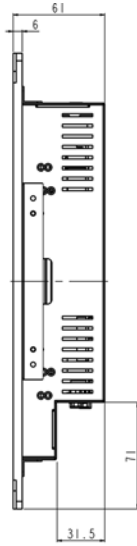
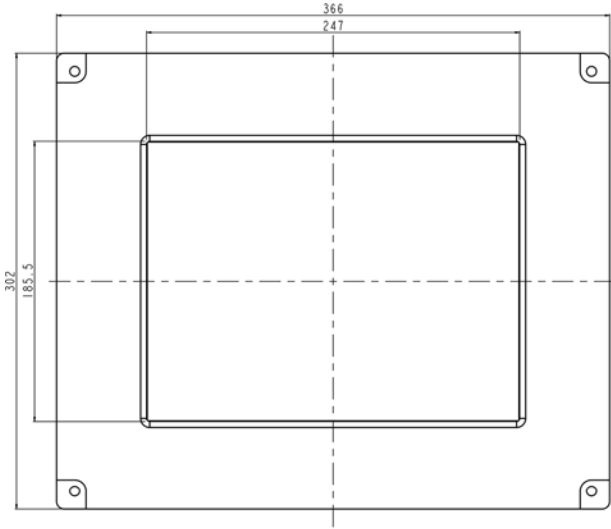
- Modularize mechanical design provides flexible product configuration and easy maintenance
- Optional build-in touch screen for interactive application
- Available with auto-brightness sensor offers application in day and night
- VGA connector with optional AV.SV.AV-Looping
- Complete custom design/solution for OEM customers

## SPECIFICATIONS:

<b>Panel</b>	Cell Type / Glass Surface	TFT LCD / Black Anti-Glare, low reflection coating	
	Aspect Ratio / Size	4 : 3 / 12.1" viewable diagonal area	
	Active Area / Pixel Pitch	246.0(H) x 184.5(V) mm / 0.3075(H) x 0.3075(V) mm	
	Native Resolution / Colors	800(H) x 600(V) / 262 K	
	Brightness / Contrast	250 cd/m <sup>2</sup> (typ) / 600 : 1	
	Response Time	< 35 ms	
	Viewing Angle (typical)	H. 140o (- 70o ~ + 70o) , V. 120o(- 60o ~ + 60o)	
	Light Source	LED backlight, Long life, 35,000 hrs (typ)	
<b>Input Sources</b>	PC System	Signal	Analog RGB (0.7/1.0 V <sub>p-p</sub> , 75 ohms)
		Sync	Separate Sync, Composite Sync, Sync On Green
		Frequency	F <sub>h</sub> : 30 - 82Khz , F <sub>v</sub> : 50 -75Hz
Audio System	2W speaker x 2		
<b>Input Terminals</b>	1 x VGA (15 Pin Female D-Sub) , 1 x PC Audio (Stereo Headphone Jack) , 1 x DC Power Plug		
<b>Convenient Features</b>	Auto Calibration , Back Light Adjustment , Plug&Play (VESA DDC/CI, DDC 2B)		
	OSD Multi-Languages , Wall Mount Ready (VESA Dimension - please refer to Drawing)		
<b>Power</b>	12V DC in		
<b>Power Consumption</b>	Operation / Power Saving	21.9 watt , < 2 watt (Support DPMS)	
<b>Operating Condition</b>	Temperature / Humidity	0°C ~ 50°C (32°F ~ 122°F) , 10% ~ 90% (no condensation)	
<b>Storage Condition</b>	Temperature / Humidity	- 20°C ~ 60°C (- 4°F ~ 140°F) , 10% ~ 90% (no condensation)	
<b>Certification</b>	FCC , CE		
<b>Dimensions</b>	Physical	Please refer to Drawing	
	Carton	W x H x D = TBD	
<b>Weight</b>	N.W. / G.W.	3.5 Kgs / 4.5 Kgs	
<b>Container Loaded</b>	20ft / 40ft / 40ft HQ	TBD (Sets , By pallet)	

<b>Options</b>	Touch	Video / TV	Enhanced Panel	Others
	Resistive touch	SV + AV	Panel with LED backlight	Digital Signage(Stand alone)
	Capacitive touch	SV + AV + AV_Looping	High brightness panel	Networking Digital Signage
	SAW touch	SV + AV + TV	Wide Temperature	Motion Sensor
	Infrared touch		Sunlight Readable	Light Sensor
	Protected glass			Auto-Dimming

**MECHANICAL DRAWING:**



TOP VIEW

