

EPPM Series: IP65 Panel Mount



IP65 Panel Mount 42" LCD monitor, 1920 x 1080, LED 1500 nits, VGA + HDMI + DVI input, WV(178°/178°)

Model: EPPMW4200HDHBWV

FEATURES HIGHLIGHTS:

- Modularize mechanical design provides flexible product configuration and easy maintenance
- Optional build-in touch screen for interactive application
- Available with auto-brightness sensor offers application in day and night
- VGA connector with optional AV.SV.AV-Looping
- Complete custom design/solution for OEM customers
- IP65 front side sealed for water-dust proof

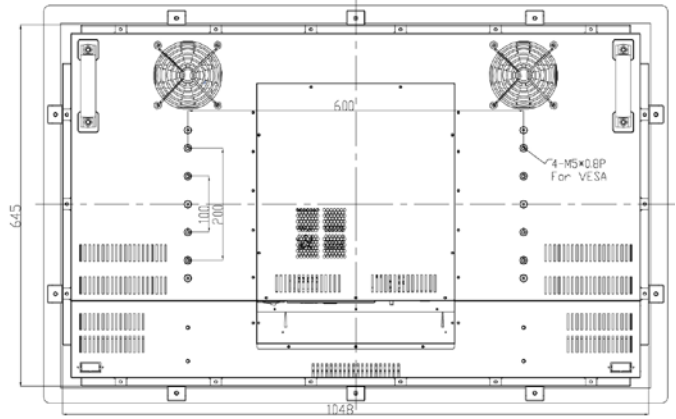
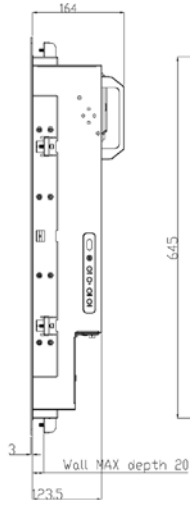
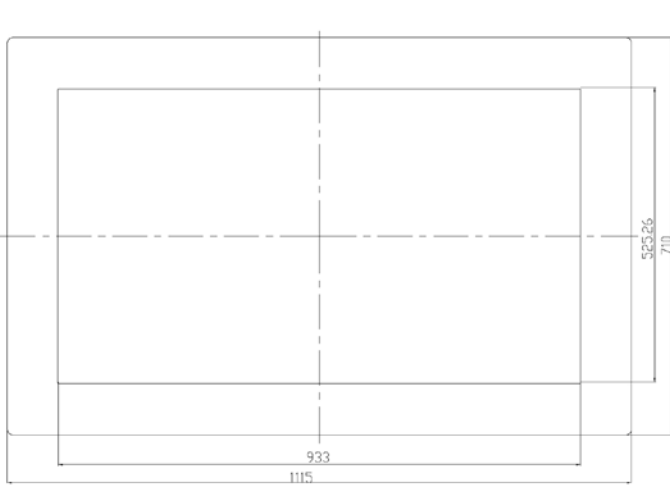


SPECIFICATIONS:

Panel	Cell Type / Glass Surface	TFT LCD / Black Anti-Glare, low reflection coating	
	Aspect Ratio / Size	Wide / 42" viewable diagonal area	
	Active Area / Pixel Pitch	930.24(H) x 523.26(V) mm / 0.4845(H) x 0.4845(V) mm	
	Native Resolution / Colors	1920(H) x 1080(V) / 16.7M	
	Brightness / Contrast	1500 cd/m ² (typ) / 3000 : 1	
	Response Time	< 8 ms (G-to-G)	
	Viewing Angle (typical)	H.178° (- 89° ~ + 89°) , V. 178°(- 89° ~ + 89°)	
	Light Source	LED backlight, Long life, 35,000 hrs (typ)	
Input Sources	PC System	Signal	Analog RGB (0.7/1.0 V _{p-p} , 75 ohms)
		Sync	Separate Sync, Composite Sync, Sync On Green
		Frequency	F _h : 30 - 82Khz , F _v : 50 - 75Hz
Audio System	2W speaker x 2		
Input Terminals	1 x VGA, 1 x HDMI, 1 x DVI, 1 x PC Audio (Stereo Headphone Jack) , 1 x DC Power Plug		
Convenient Features	Auto Calibration , Back Light Adjustment , Plug&Play (VESA DDC/CI, DDC 2B)		
	OSD Multi-Languages , Wall Mount Ready (VESA Dimension - please refer to Drawing)		
Power	Internal power supply with universal / Auto-Sensing, AC90 to 260V, 50/60 Hz		
Power Consumption	Operation / Power Saving	180 watt , < 1 watt (Support DPMS)	
Operating Condition	Temperature / Humidity	0°C ~ 50°C (32°F ~ 122°F) , 10% ~ 90% (no condensation)	
Storage Condition	Temperature / Humidity	- 20°C ~ 60°C (- 4°F ~ 140°F) , 10% ~ 90% (no condensation)	
Certification	FCC , CE		
Dimensions	Physical	Please refer to Drawing	
	Carton	W x H x D = TBD	
Weight	N.W. / G.W.	30.5 Kgs / 32.5 Kgs	
Container Loaded	20ft / 40ft / 40ft HQ	TBD (Sets , By pallet)	

Options	Touch	Video / TV	Enhanced Panel	Others
	Resistive touch	SV + AV	Panel with LED backlight	Digital Signage(Stand alone)
	Capacitive touch	SV + AV + AV_Looping	High brightness panel	Networking Digital Signage
	SAW touch	SV + AV + TV	Wide Temperature	Motion Sensor
	Infrared touch		Sunlight Readable	Light Sensor
	Protected glass			Auto-Dimming

MECHANICAL DRAWING:



Clamp mount style

