

NEMA4X/IP65 FRONT STAINLESS STEEL PANEL MOUNT PANEL PC



Panel PC IP65 front Stainless Panel Mount, 10.4" LCD monitor, 1024 x 768, LED 350 nits, Intel Celeron J1900, Single Channel DDR3L 1333 MHz SDRAM, 1 x HDMI, 1 x COM, 2 x USB, 2 x LAN

Model: EMCS1040X-BT

FEATURES:

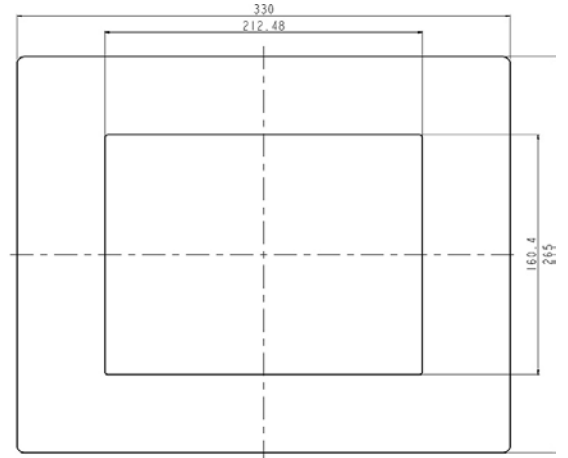
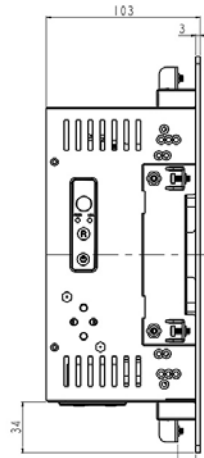
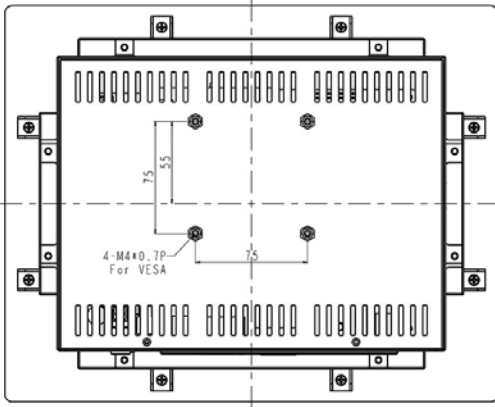
- Modularize mechanical design provides flexible product configuration and easy maintenance
- Optional build-in touch screen for interactive application
- Intel® Atom Baytrail-M/D Chipset
- Intel® Celeron J1900
- Single Channel DDR3L 1333 MHz SDRAM
- 1 x HDMI, 1 x COM, 2 x USB, 2 x LAN
- IP65 front side sealed for water-dust proof

SPECIFICATIONS:

| | | |
|----------------------------|----------------------------|---|
| Panel | Cell Type / Glass Surface | TFT LCD / Black Anti-Glare, low reflection coating |
| | Aspect Ratio / Size | 4 : 3 / 10.4" viewable diagonal area |
| | Active Area / Pixel Pitch | 210.4(H) x 157.8(V) mm / 0.2055(H) x 0.2055(V) mm |
| | Native Resolution / Colors | 1024(H) x 768(V) / 16.2 M |
| | Brightness / Contrast | 350 cd/m ² (typ) / 600 : 1 |
| | Response Time | < 25 ms |
| | Viewing Angle (typical) | H. 160° (- 80° ~ + 80°) , V. 140° (- 70° ~ + 70°) |
| | Light Source | LED backlight, Long life, 35,000 hrs (typ) |
| System | CPU | Intel® Celeron J1900 |
| | BIOS | AMI |
| | System / Graphic Chipset | Intel® Atom Baytrail-M/D Chipset |
| | System Memory | Single Channel DDR3L 1333 MHz SDRAM |
| | HDD | 2 x SATA |
| | I/O port | 1 x HDMI |
| | | 2 x USB 3.0 |
| 1 x COM (RS232) | | |
| Expansions | 2 x LAN | |
| Power | Power Input | 12V DC input with adapter |
| | Power Consumption | 29.5 Watt, <1 Watt |
| Operating Condition | Temperature / Humidity | 0°C ~ 50°C (32°F ~ 122°F) , 10% ~ 90% (no condensation) |
| Dimensions | Physical | Please refer to Drawing |
| | Carton | W x H x D = TBD |

| Options | Touch | Video / TV | Enhanced Panel | Others |
|---------|------------------|----------------------|--------------------------|------------------------------|
| | Resistive touch | SV + AV | Panel with LED backlight | Digital Signage(Stand alone) |
| | Capacitive touch | SV + AV + AV_Looping | High brightness panel | Networking Digital Signage |
| | Infrared touch | SV + AV + TV | Wide Temperature | Motion Sensor |
| | Protected glass | | Sunlight Readable | Light Sensor |
| | | | | Auto-Dimming |

MECHANICAL DRAWING:



Wall Max Depth is 12mm.

