

NEMA4X/IP65 FRONT STAINLESS STEEL PANEL MOUNT PANEL PC



Panel PC IP65 front Stainless Panel Mount, 8.4" LCD Monitor, 800 x 600, LED 350 nits, Intel Core i7 CPU, Dual Channel DDR4 SO-DIMM 2400 MHz, 2 x Display Port, 4 x USB, 2 x LAN

Model: EMCS8400-i7

FEATURES:

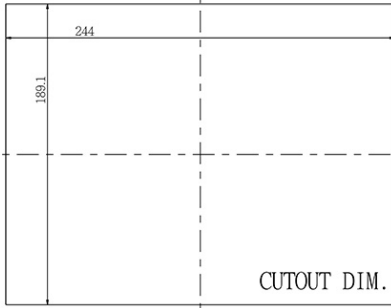
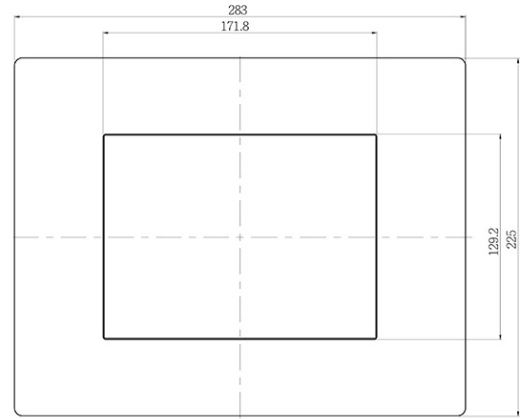
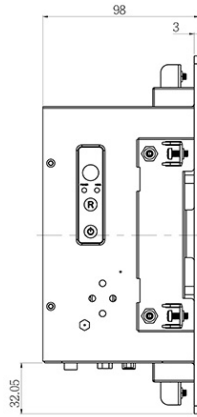
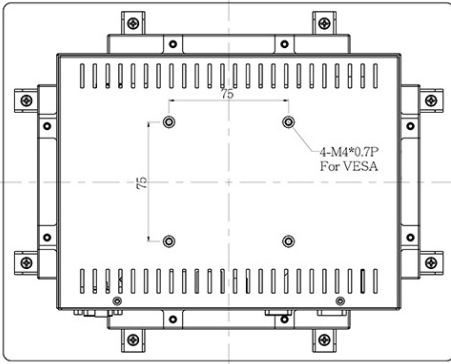
- Modularize mechanical design provides flexible product configuration and easy maintenance
- Optional build-in touch screen for interactive application
- Intel® Core i7 Processors
- Intel® 8th Gen (Whiskey lake-U)
- Supports Dual Channel DDR4 SO-DIMM 2400 MHz, up to 32GB
- 2 x Display Port, 4 x USB, 2 x LAN
- IP65 front side sealed for water-dust proof

SPECIFICATIONS:

Panel	Cell Type / Glass Surface	TFT LCD / Black Anti-Glare, low reflection coating
	Aspect Ratio / Size	4 : 3 / 8.4" viewable diagonal area
	Active Area / Pixel Pitch	170.4(H) x 127.8(V) mm / 0.213(H) x 0.213(V) mm
	Native Resolution / Colors	800(H) x 600(V) / 262 K
	Brightness / Contrast	350 cd/m2 (typ) / 600 : 1
	Response Time	≤ 30 ms
	Viewing Angle (typical)	H. 160° (- 80° ~ + 80°) , V. 140° (- 70° ~ + 70°)
	Light Source	LED backlight, Long life, 35,000 hrs (typ)
System	CPU	Intel® Core i7 Processors Intel® 8th Gen (Whiskey lake-U) Core™ MCP Processors
	System / Graphic Chipset	SoC
	System Memory	Supports Dual Channel DDR4 SO-DIMM 2400 MHz, up to 32GB
	HDD	2 x SATA
	I/O port	2 x Display port
		4 x USB 3.0
		2 x LAN
Expansion	1 x Power	
Expansion	N/A	
Power	Power Input	12V DC-IN (Lockable connector)
	Power Consumption	43.68 Watt,
Operating Condition	Temperature / Humidity	0°C ~ 50°C (32°F ~ 122°F) , 10% ~ 90% (no condensation)
Dimensions	Physical	Please refer to Drawing
	Carton	W x H x D = TBD

Options	Touch	Video / TV	Enhanced Panel	Others
	Resistive touch	SV + AV	Panel with LED backlight	Digital Signage(Stand alone)
	Capacitive touch	SV + AV + AV_Looping	High brightness panel	Networking Digital Signage
	Infrared touch	SV + AV + TV	Wide Temperature	Motion Sensor
	Protected glass		Sunlight Readable	Light Sensor
				Auto-Dimming

MECHANICAL DRAWING:



Wgt.1 Max Depth is 12mm.

