

# Model: EPMW2400HD-SW

Panel Mount, 24" LCD monitor, 1920x1080, LED 250 nits, VGA + HDMI + DVI input with SAW Touch

**EPM Series:** Industrial Panel Mount Metal Housing LCD Monitor

(Optional Integrated Touchscreen/Front IP65/NEMA4x/Front Stainless steel bezel and more...)

## Features Highlights:



Metal 5mm Panel Mount for easy installation with stud mount and Clamps mount  
(Optional for Front AR Glass or Vandal Resistant glass)

Optional for Resistive/ Capacitive/ SAW/ IR/ Projective Capacitive Touch screen

Auto Video Signal ON / OFF  
Auto Always Power On

Optional Stainless steel Bezel 3mm thick



Optional Integrated IP65 Front Panel Mount with water proof sealed Gasket



Side OSD buttons can prevent unnecessary setting changes.

VESA Mounting Hole Pattern

Reliable built-in Power supply for 15" or above  
(Optional for 9-36V DC input)



Standard VGA Input  
(Optional for DVI, HDMI, AV, BNC, AV looping and SDI)

Optional for RS232 Remote Control Protocol: Command Code to set system

**Model: EPMW2400HD**



**Features:**

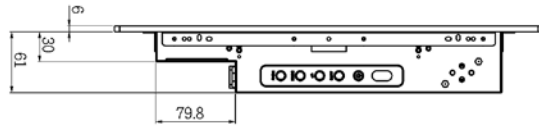
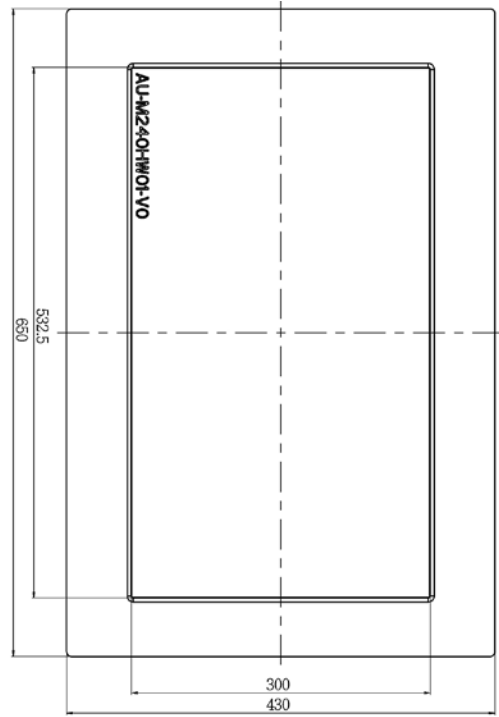
- Modularize mechanical design provides flexible product configuration and easy maintenance
- Optional build-in touch screen for interactive application
- Optional panel with ultra high brightness and super dynamic contrast, along option with auto-brightness sensor offers application in day and night

**Specification:**

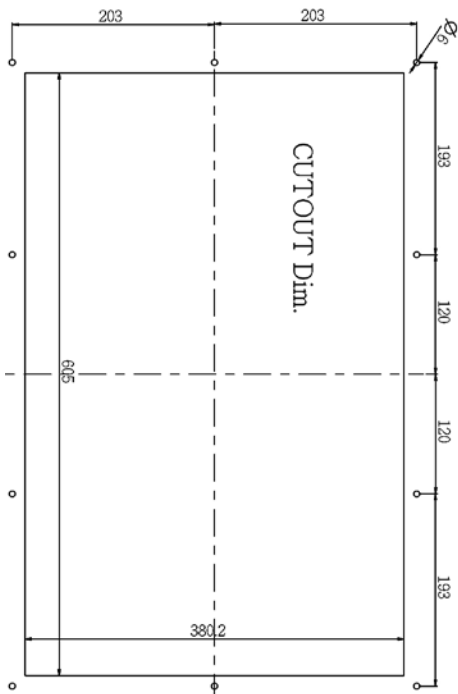
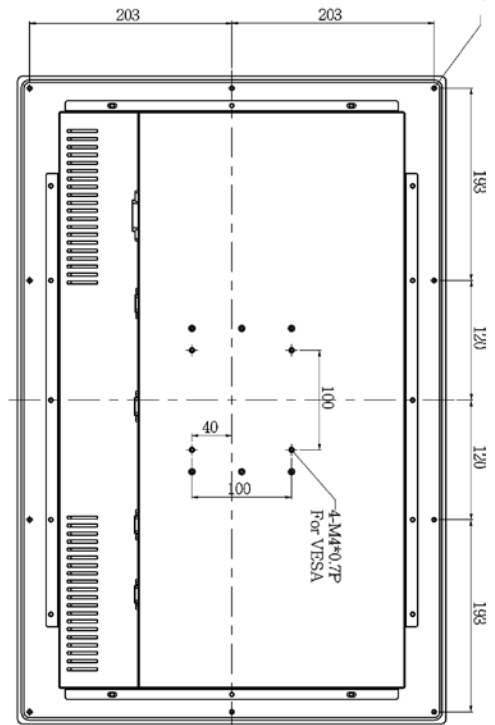
<b>Panel</b>	Cell Type / Glass Surface	TFT LCD / Black Anti-Glare, low reflection coating	
	Aspect Ratio / Size	Wide / 24" viewable diagonal area	
	Active Area / Pixel Pitch	531.36(H) x 298.89(V) mm / 0.2768(H) x 0.2768(V) mm	
	Native Resolution / Colors	1920(H) x 1080(V) / 16.7M	
	Brightness / Contrast	250 cd/m <sup>2</sup> (typ) / 1000 : 1	
	Response Time	≤ 5 ms	
	Viewing Angle (typical)	H.170° (- 85o ~ + 85o) , V. 160o(- 80o ~ + 80o)	
	Light Source	LED backlight, Long life, 35,000 hrs (typ)	
<b>Input Sources</b>	PC System	Signal	Analog RGB (0.7/1.0 V <sub>p-p</sub> , 75 ohms)
		Sync	Separate Sync, Composite Sync, Sync On Green
		Frequency	F <sub>h</sub> : 30 - 82Khz , F <sub>v</sub> : 50 -75Hz
	Audio System	2W speaker x 2	
<b>Input Terminals</b>	1 x VGA, 1 x HDMI, 1 x DVI, 1 x PC Audio (Stereo Headphone Jack) , 1 x DC Power Plug		
<b>Convenient Features</b>	Auto Calibration , Back Light Adjustment , Plug&Play (VESA DDC/CI, DDC 2B)		
	OSD Multi-Languages , Wall Mount Ready (VESA Dimension - please refer to Drawing)		
<b>Power</b>	Internal power supply with universal / Auto-Sensing, AC90 to 260V, 50/60 Hz		
<b>Power Consumption</b>	Operation / Power Saving	61.25 watt , < 1 watt (Support DPMS)	
<b>Operating Condition</b>	Temperature / Humidity	0°C ~ 50°C (32°F ~ 122°F) , 10% ~ 90% (no condensation)	
<b>Storage Condition</b>	Temperature / Humidity	- 20°C ~ 60°C (- 4°F ~ 140°F) , 10% ~ 90% (no condensation)	
<b>Certification</b>	FCC , CE		
<b>Dimensions</b>	Physical	Please refer to Drawing	
	Carton	W x H x D = TBD	
<b>Weight</b>	N.W. / G.W.	12 Kgs / 13.5 Kgs	
<b>Container Loaded</b>	20ft / 40ft / 40ft HQ	TBD (Sets , By pallet)	

<b>Options</b>	Touch	Video / TV	Enhanced Panel	Others
	Resistive touch	SV + AV	Panel with LED backlight	Digital Signage(Stand alone)
	Capacitive touch	SV + AV + AV Looping	High brightness panel	Networking Digital Signage
	SAW touch	SV + AV + TV	Wide Temperature	Motion Sensor
	Infrared touch		Sunlight Readable	Light Sensor
	Protected glass			Auto-Dimming

**Mechanical Drawing:**



10-M4\*0.7P  
For user



## LCD Options:



### LED Backlight Options

Introducing LED backlight options for monitors for energy efficiency and a brighter screen.



### TouchScreen Options

Our LCD has a wide selection option to choose which touchscreen technology suits for you.

	Four-Wire Resistive	Five-Wire Resistive	Pen Touch	Capacitive	Surface Wave(Saw)	Infrared Touch (Ir)
PRODUCT SIZE	1.7" - 24"	10.4" - 24"	15" - 19"	12" - 24"	10.4" - 30"	10.4" - 42"
TOUCH LIFE	1 - 2 million touches	30 - 35million touches	100 million touches	100 million touches	50 million touches	Long-term reliability
SCRATCH RESISTANCE	Hard Coated	Hard Coated	Hard Coated (SiO <sup>2</sup> )	Hard Coated (SiO <sup>2</sup> )	Glass Overlay Moh's hardness rating of 7	Glass Overlay Moh's hardness rating of 7
CONTAMINANT RESISTANCE	Resists moisture, dirt, vinegar, ammonia based food products and cleansers	Resists moisture, dirt, vinegar, ammonia based food products and cleansers	Resists moisture, dirt, vinegar, ammonia based food products and cleansers	Resists moisture, dirt, vinegar, ammonia based food products and cleansers	Resists moisture, dirt, vinegar, ammonia based food products and cleansers	Resists moisture, dirt, vinegar, ammonia based food products and cleansers
INPUT METHOD	Finger, Gloved Hand, Stylus	Finger, Gloved Hand, Stylus	Stylus Pen	Finger	Finger, Gloved Hand, Soft pliable stylus	Finger, Gloved Hand, Stylus
CONTROLLER	USB, RS232	USB, RS232	USB, RS232	USB, RS232	USB, RS232	USB, RS232



### VIDEO Input Options:

For Video inputs options:

DVI, DVI+HDMI, SVideo+AV, SVideo+AV+DVI, AV+Looping, DVI+AV+Looping, HD-SDI, BNC(PAL/NTSC)



### Optical Bonding Options

- Optical Bonding provides the best reduction of ambient light washout of any commercially available enhancement technology.
- Optical Bonding has a lower cost than most other competing technologies.
- Optical Bonding offers superior ruggedization, enhancing the display durability under vibration, shock and other environmental extremes.



### RS-232 Remote Control Options

**Remote Control Protocol: Command Code to set system**



### 9-36V DC Input Options

iTech offers a selection of DC input from 9V to 36V



**Light Sensor and Motion Sensor Options**  
iTech LCD offers Light and Motion Sensor

### Privacy Filter

Front Glass Options:

- Anti Reflective AR Glass 3mm
- Anti Reflective AR Glass 6mm Vandal-Resistance
- Anti Reflective AR Glass 8mm Vandal-Resistance
- Anti Glare AG Glass 3mm

