

IP65 PANEL MOUNT LCD

IP65 Front 20.1" Aluminum 6mm front bezel, 1600x1200, 300nits, 800:1, Powder Coating, Power Consumption 40watts, VGA+DVI, Rear OSD, DC 9-36V, Front IP65, Rear IP54 with Louver, including rear Clamp mount/VESA Mount **2 years warranty

Model: YPM2010P



FEATURES:

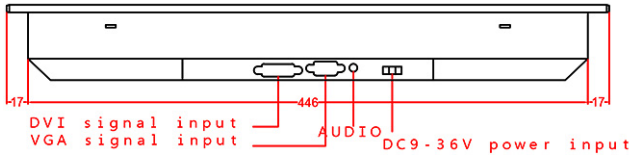
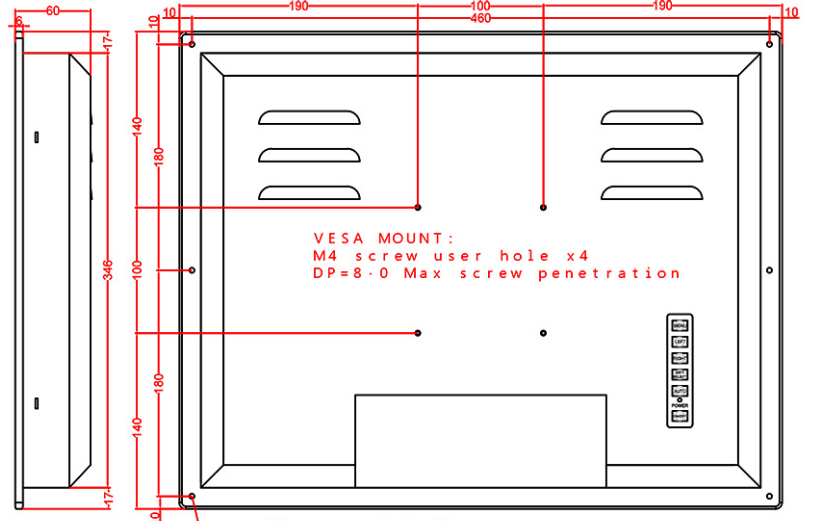

- Modularize mechanical design provides flexible product configuration and easy maintenance
- Optional build-in touch screen for interactive application
- Available with auto-brightness sensor offers application in day and night
- VGA connector with optional AV,SV,AV-Looping
- Complete custom design/solution for OEM customers
- Powder coating housing Black Color

SPECIFICATIONS:

Panel	Cell Type / Glass Surface	TFT LCD / Black Anti-Glare, low reflection coating	
	Aspect Ratio / Size	4 : 3 / 20.1" viewable diagonal area	
	Active Area / Pixel Pitch	408(H) x 306(V) mm / 0.255(H) x 0.255(V) mm	
	Native Resolution / Colors	1600(H) x 1200(V) / 16.7 M	
	Brightness / Contrast	300 cd/m ² (typ) / 800 : 1	
	Response Time	< 8ms (G-to-G)	
	Viewing Angle (typical)	H. 160° (- 80° ~ + 80°) , V. 160° (- 80° ~ + 80°)	
	Light Source	LED backlight, Long life, 35,000 hrs (typ)	
Input Sources	PC System	Signal	Analog RGB (0.7/1.0 V _{p-p} , 75 ohms)
		Sync	Separate Sync, Composite Sync, Sync On Green
		Frequency	F _h : 30 - 82Khz , F _v : 50 -75Hz
	Audio System	2W speaker x 2	
Input Terminals	VGA+DVI, 1 x PC Audio (Stereo Headphone Jack) , 1 x DC Power Plug		
Convenient Features	Auto Calibration , Back Light Adjustment , Plug&Play (VESA DDC/CI, DDC 2B)		
	OSD Multi-Languages , Wall Mount Ready (VESA Dimension - please refer to Drawing)		
Power	Internal power supply with universal / Auto-Sensing, AC90 to 260V, 50/60 Hz		
Power Consumption	Operation / Power Saving	40Watts , < 5 watt (Support DPMS)	
Operating Condition	Temperature / Humidity	0°C ~ 50°C (32°F ~ 122°F) , 10% ~ 90% (no condensation)	
Storage Condition	Temperature / Humidity	- 20°C ~ 60°C (- 4°F ~ 140°F) , 10% ~ 90% (no condensation)	
Certification	FCC , CE		
Dimensions	Physical	Please refer to Drawing	
	Carton	W x H x D = TBD	
Weight	N.W. / G.W.	9 Kgs / 10.5 Kgs	
Container Loaded	20ft / 40ft / 40ft HQ	TBD (Sets , By pallet)	

Options	Touch	Video / TV	Enhanced Panel	Others
	Resistive touch	SV + AV	Panel with LED backlight	Digital Signage(Stand alone)
	Capacitive touch	SV + AV + AV_Looping	High brightness panel	Networking Digital Signage
	SAW touch	SV + AV + TV	Wide Temperature	Motion Sensor
	Infrared touch		Sunlight Readable	Light Sensor
	Protected glass			Auto-Dimming

MECHANICAL DRAWINGS:



M4 screw user hole x 6
DP=3.0 Max screw penetration

Note:
(1) Unit/mm
(2) Unspecified Tolerances are ± 0.25 mm